


Annual Report

2014-15



Tagore Society for Rural Development

Registered Office: 14 Khudiram Bose Road, Kolkata-700006

Phone No. 2555-9668

Administrative Office: 46B Arabinda Sarani, Kolkata-700005

Phone No. 2555-2433, 2543 0678, Fax 2555-4391

email: tagoresociety1@gmail.com

www.tsrd.org

Tagore Society for Rural Development

Annual Report 2014-2015

Registered Office

**14, Khudiram Boase Road, Kolkata-700006, West Bengal, India
Phone: +91-033-25559668, E-mail: tsrdhealthdev@gmail.com**

Administrative Office

**46B, Arabinda Sarani, Kolkata-700005, West Bengal, India
Phone: +91-033-25552433, 25430678,
Telefax: +91-33-25554391
E-mail: tagoresociety1@gmail.com
Website: www.tsrd.org**

Contents

	<u>Page No.</u>
Secretary's Report	4
TSRD : Introduction	6
Major achievements in past five years	7
TSRD- A total view	8
Covering area of TSRD	9
Our Thanks to our supporters	11
TSRD in West Bengal	12
Rangabelia Project	12
Hingalgunj Project	29
Sagar Project	32
Tapan Project	40
Bolpur Project	47
Rajnagar-Khoirasol Project	50
TSRD in Jharkhand	54
Maheshpur Project	54
Patamda Project	59
Centrally Organized Programme: Greening India	67
Tagore Society for Rural Development, Orissa Projects (Autonomous)	71
TSRD Board of Management	76
Accounts Statements	77
Photo Gallery	

Secretary's Report : 2014-2015

One of most important lesson learnt from development experience is that growth does not trickle down; development must address human needs directly. The second lesson is that sustained development should be rooted in the process that is socially inclusive. Poverty alleviation and a more equitable distribution of income have assumed an importance not only as an end but also as a means of achieving stronger economic performance. Fortunately, poverty and social justice have now been recognized by the national planners as well as world bodies, are key ingredients of the framework for national policy formulation.

We had enough of verbiage both from national planners and international organizations but no concrete action plan. Probably all of them are suffering from reformist myopia.

Amidst rhetoric of strengthening agriculture or emphasis on agriculture to make villages smile, the budget did not provide any additional outlay nor did it indicate any road map for boosting up. Some concepts outlined such as repairs and renovation of water bodies, nationwide water harvesting schemes, focus on oilseed and horticulture, are all initiatives which have been tried out several times in the past. Delivery of primary education and mid-day meals and providing access to health facilities had never been lacking for intent or resources. There is no clarity on how the existing obstacles to deliver can be overcome. So where do we really stand? To me storms are gathering on the horizon of rural India. Let not the future generation condemn us that we just did not know how to tell the time.

In this milieu, the roles and responsibilities of NGO sector turns tricky and nursing the originally conceived philosophy sometimes seems to be getting off the sacrosanctity. But we should not lose heart, Indian philosophy from times immemorial has maintained that the all-round development of society is best achieved through betterment of the individuals and this concept of betterment of individual includes economic well-being but extends beyond it. Social conscience must be inculcated through education and professional training. We must be sensitized to the abject poverty, the squalor, disease, ignorance and illiteracy that surrounds and we must begin to think in terms of dharma or duty towards alleviating some of the infirmities that affect our compatriots. Our re-assurance towards building up development conscience would probably enthuse us to go a long way towards improving and evolving a compassionate society.

Of late, resource mobilization is beset with problems due to sea-change in external environ and concomitant shift in approaches. Sector-specific funding being the order of the day, probably we have give a go by to the comprehensive percept. But this is practically not feasible in our projects. Efforts are on with other agencies and the national Government.

Coming to the usual, I would request you for a discussion of the annual report and thereafter prove it along with the audited annual accounts for the 2014-15. I must keep it on record my appreciations, help and guidance received from our associate organizations, patrons and well-wishers from time to time.

I feel it obligatory on my part to express my sincere thanks to our and overseas partners for their co-operation, collaboration and support.

I also take this opportunity to record by appreciation for the personnel at project and HO for the service rendered by them.

Date: November 2015
Place: Kolkata

Tushar Kanjilal
Secretary

TAGORE SOCIETY FOR RURAL DEVELOPMENT

ANNUAL REPORT : 2014-2015

TSRD : An Introduction

THE BACKDROP:

Tagore Society for Rural Development (TSRD) is one of the oldest and largest civil society organization in the eastern India engaged in rural development since 1969. TSRD is working in more than 2801 villages spread in 47 blocks of three states viz. West Bengal, Jharkhand and Orissa (Autonomous) under the name and style of Rangabelia Project, Sagar Project, Bolpur Project, Tapan Project, Rajnagar-Khoirasol Project, Hingalgunj Project, Patamda Project, Maheshpur Project, Hindol Project, Phiringia Project and Malkangiri Project. Name of the projects indicates their operational head office only but each of them covers numbers of villages and blocks and also works with different thematic areas. All the project areas of TSRD are situated in the remotest corners of the states like islands of Sundarbans or at the international border of Bangladesh in northern Bengal or hilly dry plateau forest base in Jharkhand and in Orissa. The organization is lead by Padmashree Tushar Kanjilal, the national teacher awarded by the President of India for his invaluable contribution in social service sector.

OBJECTIVES:

- To enhance the capacity through conscientisation, awareness and skill development towards restoration of the rights of socially excluded, economically marginal, politically deprived and culturally weaker section of the society of India.
- To increase the economic viability of the ultra poor and the families belong below the poverty line sub marginal through farm and non-farm income generation activities.
- To improve the health status of the referral community through preventive and curative health services.
- To provide education facilities towards continuation of education for the dropped out, non-school going children of the vulnerable families.
- To empower the women community against all socio-cultural discrimination and creation of their economic sustenance.
- To restore ecological harmony through environment management and make the village populace environment friendly.
- To reform and reconstruct the infrastructural facilities in the villages for disaster risk reduction and sustenance of life and living.

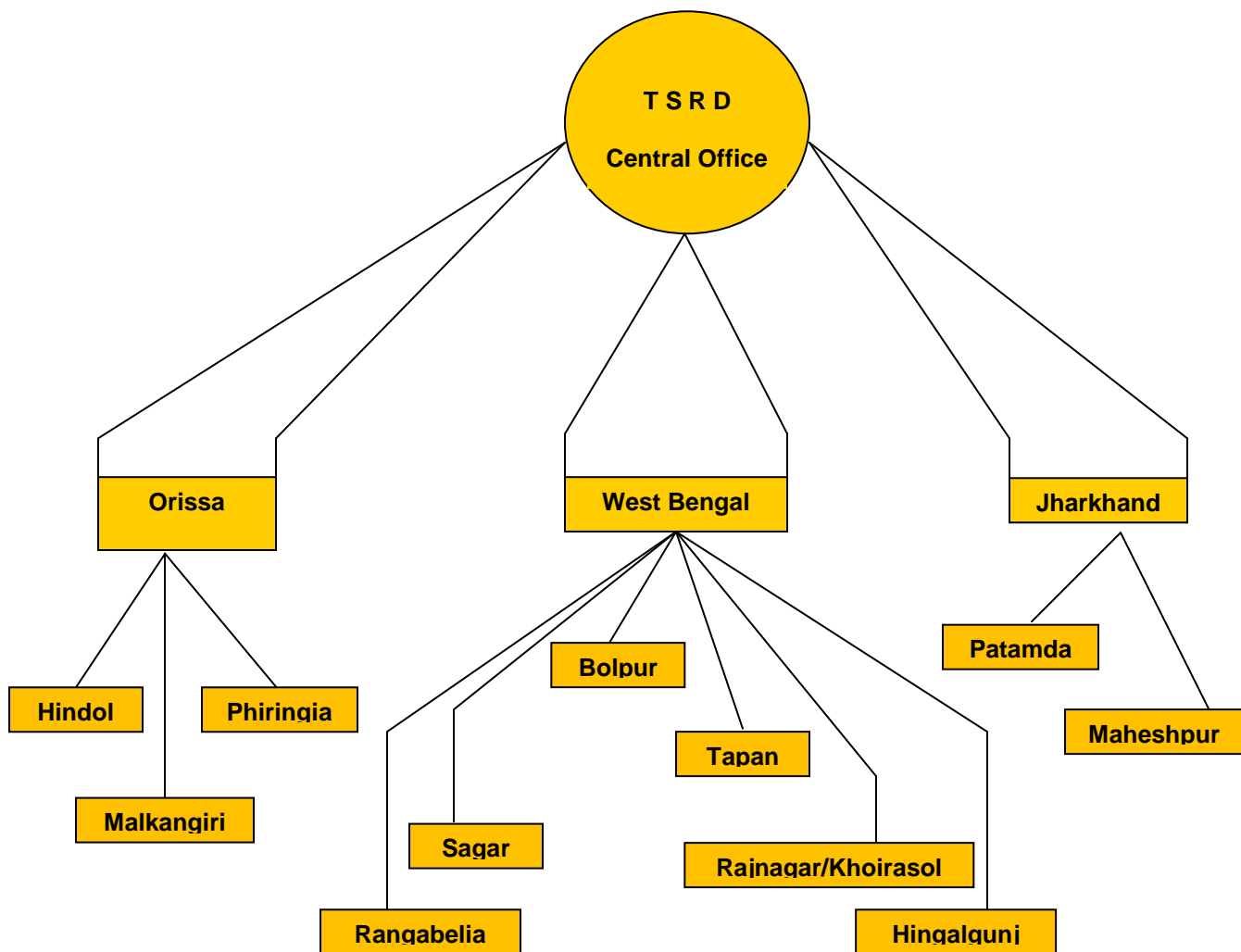
MAJOR ACHIEVEMENTS IN PAST FIVE YEARS:

- The operational areas of TSRD covers 2801 villages spread in 47 blocks of 13 districts divided in three states of India viz. West Bengal, Jharkhand and Orissa. Present covering population is 985743.
- Increase in number of women involvement in the governing board and managerial work of the organization.
- Powerful women organization has established in 1824 villages which consist of 587443 women divided into 36779 groups. Total savings of these self help groups is Rs.3,32,06,100 total loan disbursed is Rs.3,32,00,000. Among the beneficiaries 34% are minority Muslims, 26% are tribal and 27% are scheduled Castes.
- Proper implementation of the Government Schemes for socially excluded, economically vulnerable, politically deprived and culturally weak population (the target group of TSRD) like MGNREGA, JSY, etc. in 2654 operational villages where all total 590543 poverty stricken families have been benefited among whom 34% tribal, 27% Scheduled Caste and 34% minority Muslims.
- Augmentation of family income of 18722 families belong to below poverty line (BPL) and ultra poor on an average Rs.1,650 per month. Among them 34% are tribal, 27% Scheduled Caste and 34% are minority Muslims.
- In last five years TSRD extended its operational area in 432 villages among them 174 are tribal villages and 258 are Muslim villages in West Bengal and Jharkhand.
- TSRD has decentralized its 3 projects in Orissa and at present Tagore Society for Rural Development, Orissa Projects is completely autonomous organization. After 3 to 4 decades of development activities on people's empowerment now onwards those projects will be managed by a separate board.
- In last five years TSRD has created 2642 hectares of forest and 97 Kms. of social forestry on the side of the village road which were awarded by Felissimo Forest Foundation-Japan and KKS-Germany.
- 4428 ill-fated children have been mainstreamed through formal schools. Among them 55% are girl children.
- In the drought prone villages of Jharkhand, Orissa and in the saline areas of Sundarbans TSRD excavated and re-excavated 804 ponds.
- All total 361643 patients received medical services from mobile health clinics and hospital run by TSRD and also from RCH camps.
- Among these patients 52% were women and 38% were children. Out of total patients 44% were minority Muslims and 22% were tribal people.
- 62,400 family latrines have been constructed for the downtrodden vulnerable community in West Bengal and Jharkhand towards sustenance of health and environment.
- 2200 ultra poor families now having their bank account and a revolving capital fund amounting more than Rs. 5000 each on an average.

Turnover of last five years:

2010-2011	2011-2012	2012-2013	2013-2014	2014-2015
Rs.14,84,64,752	Rs.10,57,56,928	Rs.10,88,82,729	Rs.9,12,67,155	Rs.10,35,86,858

TAGORE SOCIETY FOR RURAL DEVELOPMENT (TSRD) : A TOTAL VIEW



Legal Status:

- i) Registered under West Bengal Societies Registration Act in the year 1969
- ii) Registered under Foreign Contribution (Regulation) Act, under Ministry of Home Affairs, Govt. of India in the year 1985
- iii) Exempted under 12A and 80G of Income Tax Act
- iv) Having PAN and TAN cards

COVERING AREA OF TSRD:

State	District	Block	Village	Population covered	Thematic area
West Bengal – Rangabelia Project	South 24-parganas	<ul style="list-style-type: none"> • Gosaba • Basanti • Canning-1 	123	3,88,500	<ul style="list-style-type: none"> • Agriculture & Soil testing laboratory • Animal Resource Development • Irrigation • 24 hours CDC • Mobile Health Clinic • Comprehensive Health Prog. • Education • Rural Sanitation • Greening • Rejuvenation of Mangrove vegetation
West Bengal – Hingalgunj Project	North 24-Parganas	<ul style="list-style-type: none"> • Hingalgunj 	44	1,59,555	<ul style="list-style-type: none"> • Post Aila Activation & rejuvenation of Public Delivery system • Pond excavation & rain water harvesting • Post Aila Recovery Program through infrastructure development & livelihood programs • Greening India
West Bengal – Sagar Project	South 24-Parganas	<ul style="list-style-type: none"> • Sagar • Pathar-pratima 	47	52,500	<ul style="list-style-type: none"> • Greening • School Sanitation and Hygiene Education • SGSY Program • Awareness through Workshop, Meeting, Training • Irrigation • Health • Organizing meetings/Seminars • Develop people's organization
West Bengal – Tapan Project	Dakshin Dinajpur	<ul style="list-style-type: none"> • Tapan • Harirampur • Kushmundi • Gangarampur • Kumarganj • Bansihari • Balurghat • Hilly 	446	31,250	<ul style="list-style-type: none"> • Sustainable Technology Transfer to Enhance Productivity for Ultra Poor. • Integrated development program on Health, Education, Group Organization and IGP • Child Labour Education • Crèche • Rural Sanitation • Greening India • Herbal garden
West Bengal – Bolpur Project	Birbhum	<ul style="list-style-type: none"> • Bolpur • Llambazar • Nanoor 	220	3,692	<ul style="list-style-type: none"> • Poverty eradication and Women Empowerment through Agriculture Development. • SHG formation & Bank linkage • Income Generation • Agriculture farm • Environment • Rural Sanitation • Sanitation • Village development program • Greening programme

West Bengal - Rajnagar- Khoirazole Project	Birbhum	<ul style="list-style-type: none"> • Rajnagar • Khoirazole • Md. Bazar • Suri 1 	47	7,970	<ul style="list-style-type: none"> • Sustainable Technology Transfer to Enhance Productivity for Ultra Poor. • Education • Reforestation, • Awareness Generation • Nursery raising
Jharkhand	Jamtara	• Kundihit	10	2,600	
	Dumka	• Raniswar	10	2,400	
Jharkhand & West Bengal – Patamda Project	East Singhbhum	<ul style="list-style-type: none"> • Patamda • Borum • Gurabandah • Potka • Musabani 	41 29 16 294 55	57,500	<ul style="list-style-type: none"> • Community Organization • Institution building – SHG • Tribal development • Women Empowerment • Drip irrigation • Promotion of Horticulture • Increase Livelihood through • Agriculture
	West Singhbhum	• Chaibasa	71		
	Purulia	• Manbazar-I	6	2000	
Jharkhand – Maheshpur Project	Pakur	<ul style="list-style-type: none"> • Maheshpur • Pakur • Hiranpur • Pakuria • Litipara 	316	1,32,275	<ul style="list-style-type: none"> • SHG formation and strengthening • Micro Savings • Education • Environment • Childline centre • Economic development • Health & Sanitation • Capacity Building
			155		
			118		
			148		
			270		
	Dumka	• Raneshar	217		
Orissa – Hindol Project	Dhenkanal	• Dhenkanal	140	5,560	<ul style="list-style-type: none"> • SHG formation and strengthening • People's Empowerment • Secure Sustainable Livelihood, • Community Health, Advocacy • Greening India
Orissa – Phiringia Project	Kandamal	<ul style="list-style-type: none"> • Phiringia • Baligada • K. Nuagaon • G. Udaigiri • Chokapada • Phulbani Sadar • Jhejuripada • Sudrukumpa • Bhrungijodi 	85	14,500	<ul style="list-style-type: none"> • People's Empowerment • Alternative Education • Strengthening PRI's • Integrated Nutrition and Health • Ensure sustainable livelihood • Group Organization • Community based health and advocacy • Child Labour • Child protection • Awareness generation
Orissa – Malkangiri Project	Malkangiri	<ul style="list-style-type: none"> • Malkangiri • Korukonda • Kalimela 	20	2,415	<ul style="list-style-type: none"> • Empowerment of Women • Sustainable Livelihood • Community Health • Advocacy

Total area of coverage at a glance:

State	No. of District	No. of Block	No. of Village	Population
West Bengal	5	24	985	653153
Jharkhand	5	10	1756	196775
Orissa	3	13	245	22475
Total: 3 states	13	47	2801	872403

HEARTIEST THANKS TO OUR SUPPORTERS

We received cooperation and financial support from the following agencies and individuals:

Sl. No.	Overseas Agencies	Indian Agencies		Individuals
		Non-Government	Government	
1	IRRI - Manila	ENDEV	Dept. of Agriculture - GoWB	Ms. Gayatri Chakravorty-SPIVOK
2	ICARDA & OCP - Morroco	TATA Chemicals Society for Rural Development	Dept. of Agriculture - GoI.	Mr. Bhaskar Banerjee
3	Henry G. Baldwin Trust - Australia	Chittaranjan Cancer Research Institute (CNCI)	DRDC, South 24 Pgs. - GoWB.	Mr. Sanjay Kumar Paul
4	KKS-BMZ - Germany	Rotary Club of Kolkata	Sundarban Development Board	
5	Felissimo Forest Foundation - Japan	ABC India Ltd	Ministry of Labour - GoI	
6	Water For People - USA	Transport Corporation of India Ltd.	West Bengal Social Welfare Board	
7	World Bank	Gati	Ministry of Women & Child Development - GoI	
8	European Union		National Horticultural Mission	
9	NETZ - Germany, NETZ - Bangladesh		National Rural Health Mission	
10	Action Aid - England		Govt. of Jharkhand	
11	OPEC Fund for International Development (OFID) - Austria		NABARD	
12	ICCO - Netherlands		CINI - Kolkata	
13	UNICEF		Govt. of Orissa	
14	EED - Germany		Ministry of Tribal Affairs - GoI.	
15	DFID & IFAD through OTELP			

Tagore Society for Rural Development

Annual Report : 2014-2015

TSRD in West Bengal:

TSRD Rangabelia Project:

The district South 24 Parganas in West Bengal is identified as one of the most backward district in the state of West Bengal by the Government of India in recent past. Presence of Sundarbans in the district is the only cause of this declaration. The entire area is surrounded by rivers and narrow creeks and the islands are semi-protected by dykes made of mud only. All the islands are physically detached from the mainland, people feel alienated here. Agriculture has not been developed because of salinity of water and soil. Only the rain fed mono-crop agriculture and lack of any industry due to poor communication mode make the economy fragile in all the islands. TSRD started its development journey centering the Rangabelia Island in 1975 by the then headmaster of the local school Shri Tushar Kanjilal, Padmasree and later on recognized as national teacher by the national government, the General Secretary of the organization since more than one decade.

Area of Operation - Rangabelia Project:

State	District	Block	No. of village covered	No. of Household covered	Ongoing projects	Supported by
West Bengal	South 24 Parganas	1. Gosaba 2. Basanti 3. Canning-I 4. Kultali	123	77,700	i) Agriculture & Soil Testing Laboratory ii) Animal Resource Development iii) Comprehensive Health Programme	i) Deptt. Of Agriculture, Govt. of W.B. CSS, NRS IRRI Manila, ICARDA & OCP Morocco, NPMSF- Ministry of Agriculture, Govt. of India ENDEV ii) Govt. of W.B. iii) Henry Baldwin Trust, Australia

					iv) Sanitary Mart	iv) Govt. of W.B.
					v) Bio Diversity conservation & Mangrove Rejuvenation	v) TATA Chemicals Society for Rural Development
					vi) Peoples Empowerment towards Restoring Mangrove vegetation & Resource Conservation	vi) KKS-BMZ Germany
					vii) Women Empowerment	vii) TSRD, Henry Baldwin Trust- Australia
					viii) Village Organization	viii) TSRD

The Programmes:

1. Agriculture and Soil Testing Laboratory:

The Agriculture & Soil Testing Laboratory of Rangabelia project has served the local farmers throughout the year. Since initiation of Rangabelia Project in the year 1975 the technology transfer by introducing scientific training has been continuing with necessary expansion to cater the need of the area i.e. the Sundarbans. The basic objectives of the agriculture programme is economic sustenance of the farmers through soil testing, paddy seed production, utilization of infield drum seeder, zero tillage, awareness generation on the danger of indiscriminate use of chemical fertilizer and pesticides, water management, selection of crop pattern and organic farming. Department of Agriculture, Government of West Bengal and other agricultural institutes extended supports towards this programme. A brief of the agricultural project is presented hereunder:

Sl. No	Particulars	Objective	Outcome	No. of beneficiaries	Area covered
1	Cultivation of salt tolerant local indigenous paddy	Conservation and propagation of local and indigenous	Yield of salt tolerant paddy at a) Kumirmari	8 no farmers a) Kumirm	a) Kumirmari = 2bigha (0.26ha) b) Lahiripur = 3bigha

	variety i)Kumragarh ii)Talmugur iii)Karpurknti iv)Gobindabhog v)Raniakand vi)Gheuse vii)Dhudeswar viii) Patnai Funded by ENDEV	variety among farmers of Aila effected area	<i>Kumragarh</i> = 14 maund/bigha (4.2ton/ha) <i>b)Dayapur Patnai</i> 12 maund/bigha (3.6t/ha) <i>c) Lahiripur</i> <i>i)Gheuse</i> = 12 maund/bigha (3.6ton/ha), ii) Gobindabhog = 8 maund/ bigha(2.4t/ha) <i>d) Bali i)Talmugur</i> = 8 maund/bigha (2.4ton/ha) iii) Dhudeswar= 9 maund (2.7 ton/ha) <i>e) Rangabeliai)</i> Raniakand 10 maund/bigha (3ton/ha) <i>f) Mollakhali</i> = Karpurkranti 10maund (3ton/ha)	ari = 2 b) Lahiripur = 2 c)Mollakh ali = 1 d) Bali = 1 eDayapur =1 Rangabeli a = 1 ----- ----- Total = 8 no farmers	(0.39ha) <i>c) Mollakhali</i> = 1bigha (0.13ha) <i>d) Bali</i> = 2bigha (026ha) <i>e)Rangabelia</i> =1 bigha(0.13ha) ----- Total=9bigha=1.17 ha
1.i	Farming in society's field: Funded by TSRD, Rangabelia: (High yielding variety: Demonstration of salt tolerant paddy i) Bharsha ii) Sarna Sub iii)CR1017	Introduction of new variety in our own field .	i)Sarna Sub 1 = 1403 kg in 3 bigha (0.39ha)area, ii)Bharsha = 158 kg in 1 bigha (0.13ha) iii)CR1017 = 195 Kg in 1.5bigha (0.185ha)		Model Farm = 5.5 bigha (0.70 ha) i)Sarna Sub 1 = 3 bigha (0.39ha)area ii)Bharsha = in 1 bigha (0.13ha) iii) CR1017 = 1.5bigha (0.185ha) ----- Total = 5.5 (0.715ha) bigha
2	Zero Tillage Programme on Kharif paddy & wheat. Funded by Ministry of Agriculture, Govt. of W.B.	Introduce time saving and low cost machine for avoiding seed bed and plantation schedule	i) Cost of cultivation and duration of cultivation are remarkably reduced .Yield of paddy is 4.2ton /ha against average production 3t/ha and yield of wheat (1 ton /ha)	Total farmer = 91 i)Paddy cultivation at Bali = 55 farmer & Masjidbati =36 farmer ii) Wheat	i). Area =13.33ha = 200 bigha (26.66 ha) ii) Bali for wheat cultivation=10 bigha (1.33ha), Masjidbati for wheat cultivation 10 bigha (1.33ha). Total area = 220 bigha = 29.33ha

				cultivation at Bali = 10 farmer + for Masjdbati 10 farmer. Total 20 farmer	
3	Demonstration on Zero Tillage Machine: Funded by Ministry of Agriculture, Govt. of W.B.	Introduce time saving and low cost machine for avoiding seed bed and plantation schedule	20 no field demonstration	20 farmers	Demonstration area is as follows Bali = 10bigha= 1.30ha Masjdbati = 10bigha = 1.30 ha
4	Paddy Seed production at farmers field 44.5 bigha(5.93ha)Rangabelia , Gosaba Block. Name of paddy variety i)CR1017 (Foundation) = ii) CR 1017 (Certify) iii) CR 1009 (Certify) iv)Pratiksha (Certify) v) Pratiksha (Foundation) vi)Sarna Sub-1 (Certify) vii) Ranjit (Certify) viii) MTU7029 (Certify) ix)Bharsha (Certify) x) Dudheswar (Truthful level)	To produce quality seeds of paddy both local and high yielding and distribute it among farmers in due time	1600 Kg paddy seed produced i) CR1017 (C) = 4722Kg ii) CR1017 (F) = 502 Kg iii) CR1009=2237Kg iv)Pratiksha (C)= 1577Kg v) Pratiksha (F) = 753 Kg vi) Sarna Sub 1(C) =2594 kg vii) Bharsa(C) = 1200 Kg viii)Ranjit (C) = 778 Kg ix)Bharsha (C) = 536 Kg x)Dudheswar (TL) = 1336 Kg ----- Total = 1600 Kg	13 grower	Rangabelia =18 bigha(2.34ha) Bagbagan = 8.5 bigha (1.10) Satjelia = 6 bigha (0.78ha) Rajapur = 8 bigha (1.04ha) ----- Total = 40.5 bigha = 5.4 ha
5	F.L.D Programme on submergence tolerant paddy variety <i>Sarna Sub 1</i> . Funded by Ministry of Agriculture, Govt.of W.B.	To introduce submergence tolerant variety and it is a experiment in farmers field of stress i.e submergence tolerant of paddy.	Yield is about 4.0 to 4.2 ton/ha is achieved against average production 3t/ha.	Total farmer = 141	Area is as follows Rangabelia= 37.5 bigha(4.87ha) Lahiripur = 45 bigha (5.85ha) Dayapur 29.5 bigha (3.83ha) ----- Area is as follows = 112.5 bigha = 15 ha

6	Khasari cultivation: Grasspea Project 2014-15, for 562.5 bigha (75ha) land and 536 farmers. Funded by ICARDA & OCP Fondation Morocco. Place Gosaba Block and Basanti Block.	Introduction of pulse crop as i) Grasspea after amon paddy in Aila effected area. ii) Second crop coverage with no tilling and minimum cultural practice in vast area of Sundarban.	Yield of khasari as follows: Bali = 6281Kg Rangabelia = 7021 Kg Chandipur = 1612 Kg Rajapur = 1465 Kg Sonaga = 1831 Kg Pakhirala = 680 Kg Bagbagan = 1230 Kg Dayapur = 3587 Kg Godkhali 1 = 1930Kg Godkhali 2 = 915 Kg Jyotishpur = 996 Kg Hiranmypur (BB) = 4089 kG Ranigar = 2640Kg Maheshpur = 8363Kg	No of farmer 562.	Area is as follows Bali = 90bigha = 12ha Rangabelia = 66.5 bigha = 8.86ha Chandipur = 45bigha = 6ha Rajapur = 45 bigha = 6 ha Sonaga = 22.5 bigha = 3ha Pakhirala = 8.5 bigha = 1.14 ha Bagbagan = 30 bigha = 4ha Dayapur = 45bigha = 6ha Godkhali 1 = 30bigha = 4 ha Godkhali 2 = 15 bigha = 2ha Jyotishpur = 15bigha = 2ha Hiranmypur (BB) = 49 bigha=6.54ha Ranigar = 45 bigha = 6ha Maheshpur = 56 bigha = 7.46ha ----- Total area = 75 ha
7	Grasspea Project 2014-15, for 562.5 bigha (75ha) land and 536 farmers. Funded by ICARDA & OCP Foundation Morocco. Place Gosaba Block and Basanti Block.	Introduction of pulse crop as i) Grasspea after Amon paddy in Aila effected area. ii) Second crop coverage with no tilling and minimum cultural practice in vast area of Sundarban.	Yield of khasari as follows: Bali = 6281Kg Rangabelia = 7021 Kg Chandipur = 1612 Kg Rajapur = 1465 Kg Sonaga = 1831 Kg Pakhirala = 680 Kg Bagbagan = 1230 Kg Dayapur = 3587 Kg Godkhali 1 = 1930Kg Godkhali 2 = 915 Kg Jyotishpur = 996 Kg Hiranmypur (BB) = 4089 kG Ranigar = 2640Kg Maheshpur = 8363Kg	No of farmer 562.	Area is as follows Bali = 90bigha = 12ha Rangabelia = 66.5 bigha = 8.86ha Chandipur = 45bigha = 6ha Rajapur = 45 bigha = 6 ha Sonaga = 22.5 bigha = 3ha Pakhirala = 8.5 bigha = 1.14 ha Bagbagan -30 bigha= 4ha Dayapur = 45bigha = 6ha Godkhali1=30 bigha=4 ha Godkhali2 =15bigha= 2ha Jyotishpur = 15bigha = 2ha Hiranmypur (BB) = 49 bigha=6.54ha Ranigar = 45 bigha = 6ha Maheshpur = 56 bigha = 7.46ha ----- Total area = 75 ha

8	Lentil cultivation, for 562.5 bigha (75ha) land and 562 farmers. Funded by ICARDA & OCP Foundation Morocco. Place Gosaba Block and Basanti Block.	Introduction of pulse crop as i) grasspea after amon paddy in Aila effected area. ii) Second crop coverage with no tilling and minimum cultural practice in vast area of Sundarban.	Yield is as follows Maheshpur = 186Kg Bagbagan = 85 Kg Sonaga = 12Kg Bali = nil Masjidbati= 122 Kg Hiranmaypur = 359 Kg Ranigar = 3Kg Bharatgar = 808 Kg ----- Total = 1575 Kg	104 farmers	Area is as follows Maheshpur = 7.5 bigha = 1.00ha Bagbagan = 2bigha = 0.26 ha Sonaga = 0.5 bigha = 0.065ha Bali = 2 bigha = 0.26ha Masjidbati= 2bigha= 0.26ha Ranigar = 1 bigha=0.13ha Hiranmaypur (BB) =11bigha= 1.46ha Bharatgar = 24bigha= 3.20 ha ----- Total=50bigha =6.63ha
9	Soil Testing	To know Soil Health and Soil amendment programme. Integrated Nutrient Management, crop pattern is determined	1254 no	1500 farmer	Gosaba and Basanti block. 14 villages at Gosaba Block and 8 villages at Basanti Block
10	Awareness programme	To introduce Scientific Farming, Bio Farming in order to avoid indiscriminate use of fertilizer and pesticide in field. Introduce of salt tolerant crop in saline track as second crop.	81	4053 farmer	Gosaba and Basanti block. 19 villages at Gosaba Block and 8 villages at Basanti Block
11	Field visit	Direct interaction to farmer in field and assess field condition and study follow up action	695 no of farmer's field is under field supervision.	723 no of farmer	Gosaba and Basanti block. 19 villages at Gosaba Block and 8 villages at Basanti Block
12	Agriculture festival	To aware scientific tools and technology for cost effective farm activity with soil testing	Minister in charge along with topmost scientist interact with farmer and visit stall in mela and regular training programme at mela (fair) on agricultural activity in Sundarbans		
13	ICARDA Scientist visit	Scientists from different countries from USA, UK, Germany, Pakistan, Bangladesh, Afghanistan and	Farmers exchange views with scientists and inform problems and prospects of grasspea with	159 no of famer	Gosaba and Basanti block. 2villages at Gosaba Block and 1 villages at Basanti Block

		Director General of ICARDA, Coordinator of South Asia ICARDA, ADG, ICAR (Pulse), Professors and research scholars of B.C.K.V, Scientists from I.C.A.R, and professors of other agriculture universities in India visit field and attain interaction programme with farmer.	international scientists, research scholars and different dignitaries of institution		
14	Scientist visit	Scientist from different Govt. institute visit field	Farmers exchange views with scientists and inform problems and prospects of field	360 farmes	Gosaba and Basanti block. 8villages at Gosaba Block and 5 villages at Basanti Block

2. Sanitation:

Rangabelia project covered 14 Gram Panchayats of Gosaba block under the district of South 24 Parganas by Sanitary Mart programme. The following is the total of works done during the year of reporting:

Sl.No	Particulars	Quantity
1	Plate constructed	608
2	Construction of B Model toilets	76
3	Traps supplied with pan for the construction of toilets to the beneficiaries	60
4	Traps supplied with pan for the construction of toilets to the beneficiaries	58
5	Traps supplied with pan for the construction of toilets to the beneficiaries	50
6	Construction of Toilets for Schools (S.S.K)	4
7	Construction of Toilets for beneficiaries	24
8	Supply of Pit cover	3
9	Supply of Pan, Traps,	9
10	R.C.C. Pillar construction	66
11	Temporary toilet construction for Parliament Election	15
12	Toilets constructions in embankment erosion areas	3
13	Temporary toilet construction for “Rash Utsab” celebration	4
14	‘B’ Model Toilet construction for Chief Minister visit Program	17

3. Health Programme:

Tagore Society for Rural Development-Rangabelia Project is working in Sundarbans since last more than three decades. The Indian part of Sundarbans comprises 102 islands among which 54 are inhabited and the rests are forest areas. Parts of the districts of South and North 24 Parganas hold the Indian Sundarbans area which is announced as most backward specifically in terms of health, education and economic status of the people here. The health status of the people of Sundarbans is very poor where the Govt. health services have not yet reached properly and adequately and the people survive depending upon unscientific traditional health practices, black magicians, traditional bone healers and superstitions. Moreover recurring cyclone and flood situation has its effect on the people's health. Also the poverty situation of the people of Sundarbans compels them to suffer utmost from even the common ailments and the issue of suffering from critical ailments is beyond expression. Death in snake bites or thunder strike does not get any priority to the Govt. even after several appeals to the authority. Under this situation TSRD Rangabelia Project runs a comprehensive health programme in Sundarbans which includes the following activities:

Comprehensive Health Project- Hospital:

The Comprehensive Health Project – Hospital is a quintessential part of TSRD Rangabelia Project. The project aims at providing quality health treatment facilities at an affordable cost. The Pharmacy set up, Pathological set up, Operation Theatre and Physiotherapy Section support the medical and dental clinics in running the set up in a successful way. The clinical and nonclinical staff including the doctors, nurses, administrators, pharmacists, pathologists, accounts team, computer team and maintenance staff coordinate among themselves to cater to all who turn to the hospital in need round the clock. The project is financially supported by TSRD. The Henry Baldwin Trust Australia has extended financial support to the Rangabelia Comprehensive Health Project for betterment of its services.

Detail activities for the year of reporting is given below-

Sl. No	Program	Number of Patients/ Beneficiaries
1	Out Door Patients	6455
2	In Door Services	211
3	Out Reach Clinic at Sub-Centre in Satjelia Island (April 2014 to March 2015)	1556
4	Consultant Program-	
	i) ENT- 10 number of Clinics	273
	ii) Skin Specialist- 8 number of Clinics	297
	iii) Orthopedics-10 number of Clinics	489
	iv) Mental Camp- 10 number of Clinics	239
	v) Gynecological Specialist Camp-2 number of Clinics	30
	vi) Eye Camp (Funded by “ ARAGYA Sandhan”-Kolkata)- 7 number of Clinics	1086

5	Pathological Services	6132
6	E.C.G. Program	66
7	Health Awareness Camps in Different Islands- 2 Camps	130
8	School Health Camp- 1 Camp	95
9	Blanket Distribution (Funded by “ ARAGYA Sandhan” & “ BAITALIK Sangha”- Kolkata)- 2 Camps	200

4. Animal Resource Development:

In Sundarbans TSRD caters services to the people regarding animal resource development. Being the most backward area the people here are ignorant about proper rearing of their animal resources. Government or other support for developing the animal resources is still inadequate in the Sundarbans area. Under this situation TSRD provides supports in upgrading knowledge and skill of the people of Sundarbans in animal rearing. During the year of reporting the following services were rendered to the people of the area:

Sl. No.	Activities	Quantity
1.	Treatment:	
	Cattle	1265
	Goat & Sheep	2164
	Poultry Birds	162712
	Dog	41
2.	Vaccination:	
	Cattle – H.S. & B.Q.	225
	Cattle – F.M.D.	50
	Goat Pox	100
	Poultry – F1(“Rani Khet”)	83600
	Poultry – R2B	20200
	Poultry – 1.B.D.	2800
	Dog - Rabies	17
3.	Vitamins:	
	Cattle	278
	Goat & Sheep	516
	Poultry	63194
	Dog	8
4.	Deworming	
	Cattle	928
	Goat & Sheep	3156
	Poultry	35835
	Pig	11
	Dog	7
5.	Artificial Insemination	468
6.	Castration	
	Goat	109

During the period of reporting the ARD department organized training, awareness, demonstration, visits and also library for the farmers. A brief of these programmes are furnished hereunder:

- Prepared 39 plots for demonstration of Fodder Cultivation.
- Organized five training courses of one day duration on poultry birds rearing, one training courses of one day duration on Poultry Farm preparations and one training courses of three day duration on Goat rearing.
- Organized 65 Farm visits and preventive care.
- Organized 16 Awareness Camps and group meetings with the farmers.
- Organized one training courses on Custom Service of one day duration.

The ARD department of Rangabelia project also runs a Farmer's Library to enhance their knowledge on animal and birds rearing. During the year of reporting 258 farmers utilized the library regularly.

Selling of poultry chicks were also done in the year of reporting. Total 26750 numbers of poultry chicks were sold in this period.

5. People's Empowerment towards Restoring Mangrove Vegetation, Resource Conservation:

The Project entitled "Peoples Empowerment towards Restoring Mangrove Vegetation, Resource Conservation", in short "P.E. & M.R." Program funded by Karl Kubel Stiftung and BMZ, Germany. The programme had been started in the year 2012. Initially it was scheduled to end in 31st December 2015, which is now extended up to 31st December 2016. The areas of the Project are seven revenue villages of Satjelia and Lahiripur Gram Panchayet in Satjelia Island. The number of beneficiaries for this particular project is 2100 BPL Families of Satjelia and Lahiripur Gram Panchayet. Out of 2100 families a total of 140 groups formed i.e. 70 nos. of Self Help Group (for Women) and 70 nos. of Primary Committee for Forest Conservation (for Men) are formed. Each Group consists of 15 nos. of members. From these 140 groups, 7 Village Committees and One Apex- Committee are formed.

Area wise number of families is given in the following table -

Sl. No.	G.P./Villages covered	No. of Family	SHG Group	PCFC Group	Total Group
1	SATJELIA GRAM PANCHAYET:				
i	Satjelia Revenue Village	300	10 nos.	10 nos.	20 nos.
ii	Dayapur Revenue Village	300	10 nos.	10 nos.	20 nos.
iii	Sudhangshupur Revenue Village	300	10 nos.	10 nos.	20 nos.
	Total:	900	30 nos.	30 nos.	60 nos.
2	LAHIRIPUR GRAM PANCHAYET:				
i	Lahiripur Revenue Village	300	10 nos	10 nos	20 nos
	Luxbagan Revenue Village	300	10 nos	10 nos	20 nos
iii	Sadhupur Revenue Village	300	10 nos	10 nos	20 nos
iv	Hamiltonabad Revenue Village	300	10 nos	10 nos	20nos
	Total:	1,200	40 nos.	40 nos.	80 nos.

Overall objective of the project is 'Preservation of the protective and ecological functions of the mangroves in the Sundarbans and Specific objective of the project is: Improvement of the livelihoods of 2.100 BPL families on Satjelia Island through protection of mangroves and sustainable socio- economic empowerment.

A brief description of different activities of the Project during the reporting period is given below:

- i) Rejuvenation of mangroves: During the reporting period the project completed 43.33 hectare of mangrove plantation. The total number of saplings planted was 92842. The species used for plantation were- *Brugeria gymonorrhiza*, *Brugeria sexangula*, *Rhizophora mucrananta*, *Avicenia*, *Ceriops decandra* and *Xylocarpus mekongensis*. Among total 92842 saplings, 85741 nos. of saplings were alive during the reporting period. Species wise survival and growth rate is given below:

Sl. No	Name of Species	Number of saplings planted	Number saplings survived	Average Hight
1	<i>Brugeria gymonorrhiza</i>	34827	33081	2'10"
2	<i>Brugeria sexangula</i>	7118	6212	2'1"
3	<i>Rhizophora mucrananta</i>	15921	14702	2'9"
4	<i>Avicenia</i>	29676	27940	1'7"
5	<i>Ceriops decandra</i>	3600	2536	1'2"
6	<i>Xylocarpus mekongensis</i>	1700	1270	2'4"

- ii) Household Plantation: During the reporting period, saplings were distributed to 1672 beneficiaries. Total number of saplings distributed, were 9398. The species distributed to the beneficiaries included Mango, Lemon, Guava, *Manilkara zapota*, Coconut and Jack fruit. Among the total distributed saplings the varieties and their numbers were: Mango- 1887, Lemon-2410, Guava-1577, *Manilkara zapota*-1212, Coconut-1346 and Jack fruit-966. Also total 12919 kgs. vermi compost and 1462 kgs. neem cake was distributed to the beneficiaries. Among the total 9398 nos. of saplings, 7364 nos. of saplings remain alive during the reporting period. The details is given below-

Sl. No	Name of species	Number of saplings given	Number of saplings survived	Average Height
1	Mango	1887	1572	3'2"
2	Lemon	2410	1993	2'
3	Guava	1577	1311	3'
4	<i>Manilkara zapota</i>	1212	1010	3'
5	Coconut	1346	1109	3'7"
6	Jack fruit	966	369	4'

The distance and area maintained is mentioned in plantation is presented below-

Sl.No	Name of Species	Area require (Ft)
1	Mango	15'/15'
2	Lemon	8'/8'
3	Guava	10'/10'
4	<i>Manilkara zapota</i>	15'/15'
5	Coconut	20'/20'
6	Jack fruit	15'/15'

On calculating the required area, the total area coverage for household plantation in the reporting period was 16.37 hectare. Now calculating on the survived plant and distance required for plantation, the actual coverage area is 13 hectare.

iii) Mangrove Model park: During the Reporting period, concrete bridge construction at Mangrove Model Park has been completed. Total length of the bridge was 181 feet and within it 94 feet was constructed in 2013 and rest 87 feet was constructed during 2014. The railing on both side of the bridge was also completed. The seating place beneath the *Avicenia* tree including pillar and shed also constructed. The entire set up (seating place and shed) previously made up of bamboo. The structure was fragile and therefore was risky too. For that reason a permanent structure was constructed. Colouring of the seating places as well as the railing was completed.

iv) Forest Protection Committee (Bana Raksha Committee): During the reporting period the Project organized 23 number of Forest Protection Committee i.e. Bana Raksha Committee meetings and average attendance of these meetings were 14.

v) Group meetings and savings: a) Total 668 nos of SHG meetings were organized during the reporting period. In seven revenue villages following number of meetings were organized:

Sl. No	Name of Revenue Villages	Number of meeting
1	Satjelia	88
2	Dayapur	90
3	Sudhangshupur	100
4	Luxbagan	90
5	Sadhupur	100
6	Hamiltonabad	100
7	Lahiripur	100
	Total	668

Average attendance to these meeting was 12. Total savings amount of SHG's up to the reporting period was INR 416976.00. The revenue village wise savings amount is as follows:

Sl.No	Name of Mouja or Revenue village	Savings Amount (INR)
1.	Dayapur	39000.00
2.	Luxbagan	36000.00
3.	Sadhupur	38500.00
4.	Statelier	39262.00
5.	Sudhangshupur	66000.00
6.	Lahiripur	162214.00
7.	Hamiltonabad	36000.00
Total		416976.00

b) Total 640 number of PCFC meetings organized during the reporting period in seven revenue villages-

SL.No.	Name of Mouja or Revenue Village	Number of meetings
1	Satjelia	88
2	Dayapur	100
3	Sudhangshupur	70
4	Luxbagan	82
5	Sadhupur	100
6	Hamiltonabad	100
7	Lahiripur	100
Total		640

Average attendance to these meetings was 12.

The total savings amount up to the reporting period was 347319.00 INR. The savings amount of each of the revenue villages is given below:

Sl.No	Name of Mouja or Revenue Village	Savings Amount (INR)
1.	Dayapur	36810.00
2.	Luxbagan	32240.00
3.	Sadhupur	35610.00
4.	Satjelia	34200.00
5.	Sudhangshupur	26100.00
6.	Lahiripur	146359.00
7.	Hamiltonabad	36000.00
Total		347319.00

c) During the reporting period 64 number of Village Committee meetings were organized and average attendance to these meetings were 19.

d) During the reporting period 9 number of Apex Committee meetings were organized and average attendance to these meetings were 11.

vi) Training Programmes: During the reporting period the project organized numbers of Training Programmes which is presented in the following table:

Sl.No	Name of Training Program	Number of Trainings
1	People's Participatory Plan and Monitoring	3
2	People's Institution Building and Management	2
3	Resource Conservation	2
4	Sustainable agriculture	4
5	Small business	9
6	Poultry	2
7	Disaster Management	2
8	Staff Training	1

vii) Improved socio-economic condition of the BPL families: During the reporting period different supports for development of livelihood of the beneficiaries were distributed towards improve their Socio-economic conditions. The name of support and number of beneficiaries is given in the table below-

Sl.No	Name of Support	Number of Beneficiaries
1	Re-excavation of Ponds	165
2	Demonstration Plot	140
3	Sustainable Agriculture	819
4	Small Business	253
5	Poultry	50

Introduction of solar lamps: During the reporting period project distributed solar lanterns to 2100 beneficiaries, 106 nos. of Bana Raksha Committee or Forest Protection Committee members, 11 nos. watcher men, Care taker of Mangrove Model Park.

viii) Improved disaster preparedness:

a) Flood Shelters: During the reporting period four numbers of Flood Shelters were constructed at Luxbagan F.P. School, Aanpur Adibashi F.P. Colony School, Anandapur Colony F.P. School, Mitrabari Saraswati Smriti F.P. School in Luxbagan and Hamiltonabad, Sudhangshupur and in Satjelia respectively.

Furniture and solar light were distributed in these four flood shelters. Solar light of one 150w SUV module and one 40w SUV module had installed in each of the four flood shelters. Regarding furniture, three flood shelters received 32 of chairs, one table and two carpets. The flood shelter at Aanpur Adibashi F.P. School received 32 chairs, two table, two carpets and one Almirah. It was done on the basis of the amount deposited by the schools as local contribution.

b) Disaster Management Committee: During the reporting period 49 number of meetings organized for Disaster Management Committee and average attendance of these meetings were 10.

During the reporting period project also distributed Disaster Fighting Equipments to all seven disaster management committees. The following equipments received by each of the seven disaster management committees: Life jackets- 3nos, Life Buoy – 9nos, Hand Mike-1no, 4 cell torch-2nos, Nylon Rope 17.83meter, Fire man’s Axe- 1nos, Shovel-2nos, Lock and key-1nos, Trunk-1no, Tarpaulin-1nos, First aid Box-1nos with various medicines, bandage, band-aid, cotton etc.

6. Women Empowerment Program:

i) Village Based Programmes:

Sl.No	Program	Out come
i)	Group Meetings- 90 numbers	In the Awareness camps total 11117 numbers of women were present. In these awareness camps women were informed about their rights and what are the facilities available for them.
ii)	Local Meetings-298 number and 6010 numbers beneficiaries present in these meetings	
iii)	Women awareness camps- 69 numbers and 3609 numbers beneficiaries present in these camps.	
iv)	Awareness camps on legal rights- 11 number and 500 numbers of beneficiaries present in these camps.	
v)	Teen age health related camps- 31 numbers and 998 numbers of beneficiaries present in these camps	
2	SHG: In the last financial year 50 SHG’s were operated. Each of these groups holds one meeting per month.	Reduce in taking loan from local money lenders with high rate of interest. Families are giving importance of women’s opinion.
3	Training: In the last financial year 10 numbers of women receive training on Tant (handloom). In Hiranmoypur Sub-Centre, 5 numbers of women underwent training and in Paroshmoni Sub-Centre, 5 numbers of women underwent this training.	20 numbers of trained women have started production.
4	On 6 th February 2015 birth anniversary of Late Bina Kanjilal, founder of Rangabelia Mahila Samity was celebrated. On this occasion cultural programme was organized. Students and teachers of Rangabelia High School, village women and village level workers attended this programme.	Through this cultural programme the project workers and the villagers became united.

7. Village organization:

Sl.No.	Activities	Quantity
1	Meeting	298 nos. (Total 6010 numbers of beneficiaries attended these meetings)
2	Soil-testing	900 nos. samples
3	Liquid manure	179 nos. farmers
4	Kitchen garden	300 nos.
5	Compost pit	756 nos.
6	Vermin compost	109 nos.
7	Sundarbans related discussions (in Schools)	4 nos. (4 x 100 = 400 students attend)
8	Poultry chicks distributed	8778 nos.
9	Vaccination of animals and birds	26975 nos.
10	Distribution of De worming medicine for animals and birds	62 litres.
11	Area Organizer Meetings	24 nos. (In each meeting 19 Area Organizer present)
12	Workers Meeting	24 nos. (In each meeting 19 Area Organizers were present)
13	Gram Panchayat meetings	1 nos. (30 people attend)
14	Group meeting	90 nos. (1070 people attend)
15	Sub-Centre zonal meeting	12 nos.
16	Green Manure (<i>Sesbania</i>)	170 nos.
17	Sapling distributed for fruit and timber purpose	3245 nos.
18	Awareness meeting for agriculture	57 nos. (2416 people attend)
19	Greening awareness meeting	23 nos. (838 people attend)
20	Awareness meeting for animal husbandry	18 nos. (776 people attend)
21	Women awareness camp	69 nos. (3609 people attend)
22	Meeting on F.L.D. Program	8 nos. (373 people attend)
23	Meeting on Zero Tillage Program	11 nos. (738 people attend)
24	Meeting on Grass Pea Program	18 nos. (728 people attend)
25	Baby Show	11 (42 baby present)
26	Embankment related meetings	14 nos (730 people attend)
27	Meeting on rights	11 nos (500 people attend)
28	Meeting with Clubs	30 nos (1082 people attend)
29	Disaster management meeting	14 nos (739 people attend)
30	Handicapped related meeting	8 nos (314 people attend)
31	Meeting for teen ager	31 nos (998 people attend)
32	Meeting on 'Sunderban Day' celebration	15 nos (1460 people attend)
33	Meeting on Sunderban & environment	17 nos. (1810 people attend)

8. Nursery:

Sl. No.	Program	Number	Details
1	Timber yielding saplings from seed	4200	These saplings were planted in 400 household. This activity as done to maintain eco-logical balance and to increase the income.
2	Plantation of Medicinal and ornamental plants	220	These saplings were distributed to 220 numbers of household.
3	Plantation of fruiting plants in the households	5370	Following saplings were distributed- Mango, Lemon, Guava, Litchi, <i>Manilkara zapota</i> , <i>Ziziphus mauritiana</i> etc.
4	Preparing saplings of different vegetable	56215	Number of saplings as follows-i) Cabbage(F1)-10200, ii) Cauliflower(F1)-5100, iii)Kohlrabi(Indigenous)-21050, iv) Egg plant(F1)-9215,v) Egg plant (Indigenous)- 1100, vi) Beat (Indigenous)-3490, vii) Tomato(F1)-5550, viii) Tomato (Indigenous)-500. These saplings were distributed to 562 numbers of families.

9. Pisciculture:

Number of Ponds: 10, Area: 3.16 acre

Activity: Different fingerlings are released and 635 kgs of fish were supplied to 32 families.

10. Cultural Unit:

Cultural unit of TSRD Rangabelia Project performs different cultural programs, like- Drama, dance, songs, recitation, folk dance etc. During the reporting period following activities were done from this unit-

- During the reporting period in 11 cultural programs TSRD cultural unit performed, where songs of Rabindra nath Tagore, Kazi Najrul Islam, Dance on Tagore songs, folk songs, songs written by Late “Didimoni” Mrs. Bina Kanjilal were performed by the cultural unit.
- This year 9 dramas were staged at different villages of Sunderbans and also in Canning. Themes of these dramas were- social, environmental, Sunderbans.
- Cultural programs were performed on Independence Day celebration and also on birth day of Rabindra Nath Tagore.
- This year 96 numbers of dances on Tagore songs and song of Nazrul, were rehearsed.
- This year 80 numbers of folk dances were rehearsed.
- This year Tagore songs, songs of Nazrul, folk songs were rehearsed.

TSRD Hingalgunj Project:

The geo-physical condition of the area:

Hingalgunj is located in the southern most end of North 24-Parganas district bounded by river Goureswar and Raymongal in the north and west, Ichamati and Kalindi in the east and south, sharply divided by an off shoot of river Ichamati formed tri-junction, distributed the island in three parts. This confluence forms the largest river Raymangal. In the southern most point the Forest Jhingakhali Reserve stretched about 150 sq. kms. All the way through eastern flank the river Ichamati and Kalindi forms the international border with Bangladesh. The block consists with 44 Revenue villages of 9 Gram Panchayats namely, Hingalgunj, Rupamari, Bispur, Sandelerbil, Dulduli, Sahibkhali, Jogeshgunj, Gobindakati and Kalitala. The following table depicts the no. of GP wise households.

The Hingalgunj Community Development Block has an area of 230.40 sq.km. The Population as per 2001 census is 1,56,568 and the density of population per km. is 680.

The Panchayat wise Household as revealed from our Survey is as below:-

Name of GP	Total Household
Sahibkhali	3478
Dulduli	5407
Gobindakati	3127
Jogeshgunj	3267
Kalitala	4767
Sandelerbil	3208
Rupamari	3327
Bispur	4628
Hingalgunj	4002

The critical issues & TSRD in Hingalgunj - Right based advocacy-changed approach:

The large tract of the Sundarbans transition area are already below the high tide line with poorly maintained and obsolete embankment, many of which are undermined by erosion of the banks of tidal channels,. The embankments that serve to protect these low-lying areas were mostly constructed some decades ago. 25% of the embankments were destroyed or damaged during Aila, the foundations of other have eroded away. Tagore Society for Rural Development,

Hingalgunj worked only to repair those by 58,200 person days by the support of ACTED India before two years. But in the reporting year TSRD worked mainly on advocacy to the different strata of the decision makers towards the sustenance of embankments. Secretary of TSRD himself wrote many articles in largest circulated daily news papers of India regarding this issue including discussion in the Electronic Medias, published booklets and distributed to islanders also.

Nearly 80% of the households pursue livelihood options that involve inefficient production methods of agriculture, fishing and aquaculture. The dense and disadvantaged populace of the block largely depends on its natural resources for subsistence. As a result forest resources are under continual and growing pressure. Ever increasing demand for wood to fuel cook stoves and illegal timber harvesting has resulted in rampant deforestation. The prawn seed collection is resulting in considerable depletion of non target species including damage of mangrove plantation for protection of erosion. Illegal harvesting within the forested areas increases associated human-wildlife conflict. In addition, population from different sources including mass tourism, agriculture and aquaculture are degrading the ecosystem. TSRD Hingalgunj project created work by different project activities earlier. Such as; TSRD provided 10 chicks to 2800 families each, 2 quintals of paddy to each SHG consisting of 12 members in each Group, 2.5 kgs. Fingerlings to 120 pond holder families towards their alternative livelihood. Kitchen garden with labour components also distributed to each of SHG members. This was the activities of 2011-2012. But in the current reporting year TSRD changed the strategy and started only advocacy towards financial sustenance of the poor families. As a result, Hingalgunj block has won first prize in the entire state in terms of getting MGNREGA job work. People are availing Government schemes planned for them like 16 kgs. of rice for every Aila affected families, all health related government schemes like Polio vaccinations, nutrition etc. This changed approach from service provider to advocacy has become much effective in Hingalgunj Block this year.

The Programs:

1. Installation of Sub-mersible Pump and Kiosk:

At the behest of Rotary Club of Kolkata, Hingalgunj Project installed a Sub-mersible pump and water Kiosk at Lebukhali Bus Stand to supply drinking water to a large section of people living in the area including the daily commuters passing through the area. At the time of reporting, the said system got defunct and as per discussion with Rotary Club, Kolkata, it has been decided to shift to Dulduli High School.

2. Installation of Solar system:

Rotary Club of Kolkata has assisted the installation of Solar system in the following areas of public importance :

Malekhangumti Primary School, Gobindakati High School, Malekhangumti Health Center and Kalitala Health Centre.

The above program has enormously helped the Staff and patients of the health centres as well as the students and teachers of the high and primary schools.

3. Early Cancer detection Camps:

The Chittaranjan Cancer Research Institute (CNCI) has conducted two camps of two days each for early detection of Cancer for the girls and mothers of 18 to 60 years. During the period under review, two such camps were organized at Sandelerbil Gram Panchayat with the help of the Zonal Committee of the Panchayat. The camps were held on 14th August, 2014 with a number of patients – 262 and 2nd September, 2014 with 251 patients. Of the 262 and 251 patients the number of positive patients were 32, of which 1 patient was admitted to CNCI free of cost while the others were treated at the spot on 22nd March, 2015. The report of the 2nd camp has not yet been received.

4. Distribution of Blankets:

During last winter, Tagore Society for Rural Development, Hingalgunj Project has distributed 20 Blankets to 20 beneficiaries each in the 5 Gram Panchayats of Gobindakati, Jogeshgunj, Sandelerbil, Dulduli and Sahibkhali. The beneficiaries were selected from the below the poverty line status.

5. Distribution of Tarpaulin:

During the year under review, Hingalgunj project has distributed 25 tarpaulins to 25 families of operational area - Sandelerbil, Dulduli, Sahibkhali, Jogeshgunj, and Gobindakati as per recommendation of our Supervisors as well as Panchayat members.

TSRD Sagar Project:

Sagar block is an island in the Ganges delta, lying on the continental shelf of Bay of Bengal about 100 km (54 nautical miles) south of Kolkata. The island is lying between 21°36' to 21°56' north latitude and 88°2' to 88° 11' east latitude. Sagar Island is the southernmost part of West Bengal and is a religious place which attracts millions of pilgrims every year. In many tales of Hindu mythology and in ancient Indian literature like the Ramayana, the Mahabharata and in the literatures of Bankimchandra Chattopadhyay & Rabindranath Tagore the name of Sagardwip was mentioned.

TSRD initiated Sagar project during 1995. Since then TSRD has been proving its prominence in different levels of intervention to address the issues like environmental sustainability, women empowerment, disaster risk reduction, Health, education etc. Today TSRD is a leading non-government organization in Sagar Block who helped to shape up the society for better tomorrow.

The Programmes:

1. Health Programme:

TSRD Sagar Project is working at a place where our country's one of the largest human gathering concentrates every year. This annual fair seeks supports beyond governments own facility services. Since 2001 TSRD has been organizing multi faceted health camp to extend its support to the pilgrims, government and non government officials stationed in the *Mela Ground*. Following table shows the tireless effort of the health unit of TSRD in serving the people during Gangasagar Mela.

Services provided through Health Camp at Sagar Mela

Stream	Total patient treated	Female	Male
Homeopathy	1004	521	483
Allopathic	2393	1206	1187
Total	3397	1727	1670

2. Self Help Group formation and strengthening:

Since 2000 TSRD Sagar Project started with an objective of poverty eradication through formation of Self Help Groups. It was one of the pioneer organizations in Sagar who started supporting the SHG movement through organization of rural poor. Now thousands of poor men and women mobilized and institutionalized by TSRD who are fighting to come out of the vicious cycle of poverty.

a) Status of the groups formed/ supported by TSRD

Particulars	Male	Female	Mixed	Total
Number of groups working	118	320	16	454

Average number of member in each group	15	15	15	
Number of meeting held during the reporting year	1816	4923	246	6985
Rate of average attendance	75%	90%	85%	

b) Status of financial inclusion process

	Male	Female	Mixed	Total
Number of bank accounts opened	2	6	2	10
Number of groups connected with cheque facility	14	48	7	69

c) Status of credit facilities made available to SHG/ SGSY groups

Type of loan	families benefitted (No.)	person benefitted (No.)	villages covered (No.)	Amount disbursed (Rs.)	Amount repaid (Rs.)
Agriculture	893	4466	20	27446859	2375282
Pisciculture	420	2101	20	12908937	1117153
Horticulture	489	2447	20	15029690	1300686
Small business	126	636	20	3872681	335146
Others	254	1271	20	7806833	675613
Total	2182	10921		67065000	5803880

3. Meetings, Workshops and conference:

Different events organized at TSRD-Sagar campus

Sl. No.	Date	Government supported program	Other program	Description	No. Of participants
1	4.4.14		Agro based organization	Seminar	60
2	9.4.14		E.I.D. Paddy Care	Seminar	100
3	17.4.14		Panlib Industries	Seminar	300
4	18.4.14		Panlib Industries	Seminar	300
5	22.4.14	ICDS		Training	150
6	23.4.14	ICDS		Training	150
7	24.4.14	ICDS		Training	150
8	25.4.14	ICDS		Training	150
9	26.4.14		EOT Organization	Training	150
10	30.4.14		Astha Agro Co.	Seminar	70
11	12.6.14		Ambuja Cement	Seminar	80
12	20.6.14		Cristal Co.	Seminar	100
13	27.6.14		Om Enterprise	Seminar	60
14	3.8.14		Sangeet Siksha	Training	100
15	5.8.14		Store Cement	Dealer meeting	130

16	5.8.14		Radha Steel	Dealer meeting	130
17	24.8.14		Yuva-Yuvati Swamiji's Bhavna	Training	200
18	26.8.14		Sound Service	Seminar	60
19	25.9.14		Arise Agro Co.	Seminar	150
20	20.10.14		Believers Church	Seminar	160
21	27.10.14		India Agro Co.	Training	120
22	28.10.14		Tata Co.	Farmers Training	100
23	2.11.14	Advance Learning Centre		Training	200
24	16.11.14	WB Primary Teachers Association, Chakra Sakha Sagar		Annual Conference	150
25	21.11.14		Roy Builders Co.	Conference	100
26	24.11.14		Agro Co.	Conference	150
27	19.12.14		Agro Co.	Conference	100
28	11.2.15		Tata Sky	Training	22
29	13.2.15		Cristal Co.	Seminar	100
30	27.2.15		Sonali Agro Co.	Seminar	75
31	13.3.15		Bharat Agro Co.	Seminar	60
32	30.3.15		New International Chemical Concern	Seminar	50
Total		6	26		3947

4. Livelihood Development Program at Sagar Block supported by World Bank through ICZMP-West Bengal:

Livelihood development of disadvantaged section in Sagar Island is an important component of the ICZM-WB project. This component is being implemented through community based organization (CBO's). The Project aims to improve the livelihood of the poorest segment inhabiting in Dhablat and Muriganga-II Gram Panchayat, Sagar block including farmers whose life and living are affected due to regular natural hazards which includes sea erosion and tidal floods.

The target was set to reach all the poor and disadvantaged people of the target Gram Panchayat in terms of institutional knowledge and capacity building. It was estimated that approximately 2500 households will derive higher economic return as the project fund flows to them. The project aims at the strengthening of Community Based Organizations (CBO) and its federation at Gram Panchayat level, increased credit availability at reduced rates, reduced diversified risks and more gainful employment and increased income, more viable micro-enterprises, increased crop

intensity and diversity, increased area under enriched bio diversity, increased service and better quality of services related to livelihood and presence of more and diverse service providers.

Initially since 9th September, 2012 Tagore Society for Rural Development was assigned to one of the G.P. in Sagar Block viz. Dhablat Gram Panchayat to implement the project. However, based on the performance and prominence, on 1st November 2013 TSRD was given responsibility to implement the project in Muriganga-II Gram Panchayat also.

The following activities were performed during the year of reporting:

- **Activities undertaken at Dhablat Gram Panchayat**

During September 2012 Tagore Society for Rural Development was engaged by the Project Director, SPMU of ICZM Project, Govt. of West Bengal to extend their consultative support in different areas for livelihood development of the inhabitants of Dhablat Gram Panchayat. It is one of the largest Gram Panchayat in Sagar block. In the initial phase the project team of TSRD found 245 CBO/SHGs in the operational G.P. After thorough survey and grading 150 CBO/SHGs were selected for further intervention.

Activities at a glance performed in Dhablat Gram Panchayat

Sl. No.	Activity	Description	Status
1	Capacity Building	Three days non residential Capacity building training to SHG members through ToT on Accountant and bookkeeping	One Such TOT were organised during the reporting period.
		Field Level Follow Up Training	14 such programs were conducted across the G.P. area.
		3 Days Skill Development Training for SHG/CBO's Members on Poultry/Duckery Farming.	Total 54 SHG members (male-6 and 48 female) were trained to enhance their capacity and skills of scientific poultry and duckery farming.
		3 Days Skill Development Training for SHG/CBO's Members on Betel vine farming.	During the reporting period two such training programmes were organized. Total 53 participants (male-6, female-47) were trained who are already practicing betel vine cultivation domestically.
		3 Days Skill Development Training for SHG/CBO's Members on fishery	During the reporting period two such training programs were conducted. Total 54 SHG members (male-5, female-49) from different SHGs attended these programs.
2	Sustainable Livelihood Development	3 Days Training on Business Plan Preparation for IGA	Business Plan is a primary requirement for planning and execution of any business. It is also important to banks who suppose to source capital for the business.

			Therefore this programme was organised to give SHG members and insight of the concept and method of business plan preparation. 23 SHG members (male-2, female-21) were trained through this program.
3	Entry Point Activity	Support and facilitation to SHGs in execution of Entry Point Activity	Total 24 SHGs were supported and facilitated to ensure proper and successful execution of- a. Six numbers of 500 mtrs. Brick road b. One number of 400 mtrs. Brick road c. 16 indian mark-II tube well with raised platform d. One concrete box culvert
		Two days Training on Procurement, Financial Management, Documentation on EPA	Total 85 SHG members (Male- 29 & female- 56) who are associated with the execution of EPA were trained through this program.
4	Campaign for Mass Awareness	One day ToT on Environment issues	This programme was organized to create awareness on environmental issues related to coastal area. This was organized as public meeting where 252 participants (male-17, female-235) attended the program.
5	Development of Financial and Bank linkages	Financial inclusion through bank linkage	SHGs were given continuous support in order to ensure mitigation of bank related issues, opening of bank accounts, avail loan and its timely repayment etc.
		Convergence Meeting with Financial Institution	One convergence meeting was organized during the reporting period to develop relationship between banks and community. 41 SHG members (male-6 & female-35) attended the program.
6	Review Meeting	Monthly Review Meeting	During the reporting period five monthly review meetings were convened to discuss the progress, issues and opportunities related to project. Total 100 participants like project staff, SHG members, Panchayat members attended these meetings.
7	Preparation of data base and reports	CBO data base	TSRD is supporting 150 SHGs under the project. A comprehensive data base related to these SHGs and its members was prepared.

		Monthly report and annual report	Monthly reports indicating target, achievements and outcomes were prepared and submitted to SPMU. An Annual Report was also submitted.
--	--	----------------------------------	--

- Activities undertaken at Muriganga-II Gram Panchayat**

Muriganga - II Gram Panchayat falls under Sagar Block, South 24 Parganas. The Panchayat have four revenue villages namely Mandirtala, Bamankhali, Companichar and Chakfuldubi. Like most of the other parts of Sagar block this G.P. falls in the Saline soil zone. As a large portion of population in MG – II GP is engaged in agriculture, daily labourer, small business such as tea stall, small fishery, poultry farming etc. therefore more than 75% of the population are literate. The project was rolled out in Muriganga-II during November 2013 with the initial intervention of (a) Community Mobilization (b) Institution building and (c) Infrastructure Development. The project aims at improving the livelihood of the poorest segment inhabiting in the Muriganga-II Gram Panchayat, Sagar Block including farmers whose livelihood is affected due to recurring natural hazards including sea erosion and tidal floods.

Activities at a glance undertaken in Muriganga-II Gram Panchayat

Sl. No.	Activity	Progress
1	Creation of micro coastal infrastructure as Entry Point Activity	TSRD facilitated 19 SHGs to ensure successful execution of 11 Indian Marc-II tube well with raised platform and five units of 500 mtrs. Double solling brick road. During the period 13 SHGs received first installement and all of their work was facilitated and supported by TSRD.
2	Village Level Meeting	Regular village level meeting was conducted to discuss several issues like the project and its objectives, the process of institutional strengthening and community mobilization, strategy for implementing EPAs etc. It is planned mainly to create a village level forum of discussion, motivate CBO members for their works and to provide regular orientation and support.
3	Panchayat level meeting	During the reporting period five Panchayat level meetings were organised by TSRD. The objective of this event was to discuss project progress, achievements and issues with Panchayat members, line departments, SHG leaders and other stakeholders of the project. This event was also organised for conflict resolution, advocacy and strategy development in consultation with all the stakeholders.
4	Meeting with Social audit committee	Social audit committee was one of the crucial entities of the project. The process of community led monitoring and supervision of micro coastal infrastructure created under the project was ensured through Social Audit Committee. During this period five such meetings were organized by TSRD.
5	Group Capacity Building Training	It has been observed that CBOs mainly lacks in keeping proper records and books of their group based activities. So

	(Three Days)	keeping that in mind three days Capacity Building was organized to orient new SHGs on basic concepts of accounting, record keeping and reporting etc. During the reporting period one such training program was organized.
6	Follow Up Training for Group (Four Days)	Four days Follow up Training was organized for groups for their further capacity building on accounts and book keeping. It was mainly aimed at the recapitulation and following up enhancement of performance of key activities performed by SHGs on daily basis. During the reporting period five such events were organized by TSRD.
7	Three days TOT on Disaster Risk Reduction	Sagar Island is particularly a disaster prone area. Sagar and adjacent islands host high rate of inhabitation and least mangrove protection, the pathways of major cyclonic events and sea level rise further add up to its vulnerability. On the other hand lack of disaster perception, warning system and infrastructural facilities are weakening the adaptive capacity of the community. To address these issues a three days non-residential Training of Trainers was organized from 22nd to 24th September, 2014 to enhance the knowledge and capacity of CBO members on disaster risk reduction and various other preventive and curative measures to enhance their shock absorbing capacity and resilience.
8	Three days TOT on environmental and ecological balance	Three days non-residential Training of Trainers was organized between 28th and 30th October, 2014 to enhance knowledge and capacity of CBO members on various issues related to coastal environment and ecology with its role and impact on the local community with special emphasis to Sagar Island and Indian Sundarbans. The objective of ToT was to show CBO members the present situation of Sagar Island in terms of environment and ecological degradation and its short term and long term impact.
9	Three days TOT on Government Schemes and Entitlements	A three days non-residential Training of Trainers was organized from 26th and 28th September, 2014 to enhance knowledge and capacity of CBO members on various government programs being run in West Bengal. During the ToT the concept of vicious cycle of poverty and various social security, food security, health security, employment generation etc. related government facilities was discussed mainly to enhance their knowledge on these schemes and help them to understand the significance of government programs for their overall development.
10	Three days skill development training on scientific betel vine cultivation technique	Cultivation of Betel Vine is a popular business in Sagar Island. Therefore TSRD identified some potential betel vine cultivators and provided them training to build their skills and capacity on this trade. It was organized from 29 th to 31 st January, 2015 at its campus in Sagar.
11	Three days skill development training on poultry and duckary farming technique	Every household in Sagar rears chicks and ducks in their courtyard. They have gained the knowhow of poultry and duckary farming traditionally. Therefore to support their knowledge and skill base TSRD had organized this program

		from 23 rd to 25 th March, 2015 at its campus in Sagar. The long term objective of the program was to motivate poor community about the potentiality of modern day poultry business also.
12	Two days training program on Business Plan preparation	There are number of SHGs in Muriganga-II gram Panchayat who wish to start their own business. Many of them have potentials too but they are lagging due to their low level of documentation skill. TSRD organized this event on 30 th and 31 st March, 2015 at their campus in Sagar to give these potent SHGs an orientation and skill development opportunity about business plan preparation.
13	Two days training on procurement, financial management and documentation of EPA	Supporting SHGs in their execution of Entry Point Activities for creation of micro coastal infrastructure was one of the significant components of the project. Therefore this program was held between 23 rd and 25 th February, 2105 at TSRD's campus in Sagar to build the capacity of purchase committee members of SHG on the matters related to procurement, financial management and documentation of EPA.
14	One day training on formation of federation at Gram Panchayat level	Cluster and federations at different levels plays a pivotal role in the process of development of rural poor. However, it was observed that the G.P. level cluster has ample scope of development. To make this possible TSRD organised this two such program 26 th and 27 th February, 2105 to initiate the process of development.
15	Public Meeting	During the reporting period two public meeting was organized in Muriganga-II Gram Panchayat to disseminate the information related to project and local issues.
16	CBO Monthly Meeting	This event was organized on 28 th January and 22 nd February, 2015 to provide the SHG members opportunity to concentrate and discuss their issues, challenges and success story among themselves. The benefit of the program was appreciable. Sharing issues and success helped many groups to be motivated and find solution to troubles. On the other hand this forum was utilized to mobilize SHGs for inclusion of member in their ambit and work for local causes.
	Preparation of- ➤ CBO database ➤ Collection and collation of secondary data related to project ➤ Case Studies ➤ Annual Report Status	Annual report and other periodical reports were prepared and submitted to SPMU. Apart from that case studies were also prepared to document the development process. Based on the requirement a database was prepared and secondary data related to project was also collected.

TSRD Tapan Project:

South Dinajpur District of West Bengal still remains as one of the backward as well as poorest districts in the state. As the project area shares its border with Bangladesh and acute poverty situation of the community caused their vulnerability like increase of child labour, sex workers, school dropouts of children, illiteracy among adults and also various illegal trades. Most people belong to below the poverty line and consequently clouded with sheer illiteracy. Muslim minority community and the aboriginals dominate the demographical status in the entire project area. Tapan Project of Tagore Society for Rural Development very sincerely and with acute intensity runs its development activities in the selected villages of all the 8 blocks in the district since the year of 1977.

Area of Operation:

The Society concentrates on several Social Welfare Activities keeping view on the actual need of the community and also according to Geo-Social condition of the area. The Social Welfare Activities have been initiated and implemented in the following areas depicted below.

District	Blocks	No. of villages	Thematic area of the project
South Dinajpur	Tapan	231	✓ Education
	Harirampur	024	✓ Health
	Kushmandi	076	✓ Livelihood Development
	Gangarampur	022	✓ Women Empowerment
	Kumarganj	032	✓ Right to information
	Banshihari	015	✓ Child Labour
	Balurghat	026	✓ Environment Management
	Hili	020	✓ Training
Total:	08	446	-----

The Programmes:

Through Tapan Project of TSRD several issue based project activities are delivered for the community as per requirement and availability of fund received from several Foreign Funding Agencies, State Government, Central Government etc. which is presented below:

Sl. No.	Name of the Project	Name of the Donor	Programme Duration	
			Starting Time	Ending Time
01	NETZ, STEP UP Project (Sustainable Technological Transfer to Enhance Productivity for Ultra Poor)	Supported by NETZ, Bangladesh & Funded by European Union	Dec. , 2011	April , 2015

02	AWTC (Anganwadi Workers' Training Centre)	Ministry of Women & Child Development & Social Welfare, India	July, 2011	Continuing
03	Greening India Project	Felissimo Forest Foundation, Japan	Jan., 1992	Continuing
04	National Child Labour Project	Ministry of Labour Welfare, India, Government of India through Dakshin Dinajpur National Child Labour Project	Sept., 1996	Continuing
05	Creche Programme	West Bengal Social Advisory Board	Feb., 1989	Continuing
06	Swach Bharat Mission	Zilla Parishad, West Bengal	March, 1993	Continuing
07	Soft Loan from Action Aid Revolving Fund	Action Aid, UK	May, 2000	Continuing

Minute details of the Programmes:

1. Sustainable Technology Transfer to Enhance Productivity for Ultra Poor (STEP UP) Supported by NETZ-Bangladesh & European Union:

The programme has been implemented in 28 villages under 3 Gram Panchayet areas viz. 1.No. Rampara Chenchra, 6 No. Tapan Chandipur, 9 No. Autina) in Tapan Block in the district of Dakshin Dinajpur. The main components are furnished below:

Objectives:

1. To structure the community organization among 1800 Ultra Poor House Holds of 28 villages in 3 Panchayat of Tapan Block under Dakshin Dinajpur District.
2. To enhance their income more than 64%.
3. To ensure intake of nutritious food for 3 times per day among the women of the households.

Activities:

1. A total no. of 1800 {1000 (new) & 800 (existing)} Ultra Poor Households have been selected.
2. Total 96 no. of Women Groups has been formed including the Group structure.
3. Total 12 no. of Federations have been formed including the Federation structure.
4. Total 24 no. of Bank Accounts (12 no. of Savings & 12 no. of RCF) have been opened with nationalized banks.
5. Several Training and Workshops for the Staff and for the Beneficiaries have been organized.
6. Awareness on various issues is generated among the Beneficiaries through Group Meetings and Federation Meetings etc.
7. Total Asset valued of Rs. 82,01,908/- has been transferred to the Beneficiaries as per project norms.

8. The habit of Savings has been initiated among the ultra poor beneficiaries which is now Rs.11,79,555/- in total.
9. In the name of Self help Deposit, an Additional Fund has been initiated by the Beneficiaries themselves of which amount has gone up to Rs. 10,97,150 in total,
10. RCF (Revolving Capital Fund) is being Rs. 2,02,247/- in total.

Achievements:

1. Total 1727 no. of Beneficiaries have an income of Rs. 4,66,98,007 till the reporting period resulting an Average Income of Rs. 27,039.95 per Households.
2. Total 86,863 Decimal of Land has been mobilized by the Beneficiaries for Cultivation.
3. Total 3755 no. of Fruit Plants & 7539 no. of Other Plants exist under the Beneficiaries.
4. Total 14,446 no. of Hens & Ducks do have the Beneficiaries of their own.
5. Total 6502 no. Livestock (Goat, Sheep, Pig & Cow) are existing among the Beneficiaries.
6. Total 2401 no. of Safety Net (CFW, JSY, Cash for Education, Old Age Pension, Widow Pension, Disability Pension, IAY, Annapurna, SASFAO, Kanya-Shree etc.) has been consumed by the Beneficiaries.
7. Awareness on several issues (Women Rights, Child Care, Safety Net, Savings, RCF, Marketing and Negotiation, Self Help Deposit etc.) has been practiced among the Stakeholders.
8. Intake of the nutrition as per requirement has been increased among the Beneficiaries.
9. Group Social Responsibilities have been developed among the Stakeholders.

2. AWTC Supported by Ministry of Women & Child Development, Social Welfare Board:

After going through several official procedures, Tagore Society for Rural Development got the necessary approval from the concerned authority to run the AWTC at Tapan Project in the District of Dakshin Dinajpur. The Angan-Wadi Training Centre was inaugurated on 15th July, 2011 at Balapur of Tapan Block in the District of Dakshin Dinajpur, West Bengal. The AWTC has been running well as per norms and guidelines.

Objectives:

- To train the Angan-wadi workers with modern & upgraded knowledge on ICDS.
- To sustain their knowledge and to make them enable to translate their knowledge in practical field.

Activities:

1. Training on Child and Mother Care.
2. Training on Pre Schooling.

3. Training on Nutritional Value of Food.
4. Training on proper intake of food by the Mother & Child.
5. Training on Promotion of Social Awareness.
6. Training on AWW's & AWH'S Role & Responsibilities.
7. Communication.
8. ICDS Administration.
9. Training on Referral Cases regarding Health.
10. Training on RCH & PHC.

Achievements:

- Total 462 of Trainees in 12 no. of Batches (177 no. of AWW Trainees in several 6 no. of Batches & 285 no. of AWH Trainees in several 6 no. of Batches) from the district of Coochbehar and Jalpaiguri have been trained.
- The trainees have been trained well up to the mark to excel better in their respective field,

3. Child Labour Project supported by Ministry of Labour, Government of India through Dakshin Dinajpur National Child Labour Project:

The project is running 23 Special Schools situated in the entire Blocks of Dakshin Dinajpur district with an enrolment of 1141 students.

Objectives:

1. To reduce the incident of child labour in high concentration areas through improved enforcement, rehabilitating and more integrated provisions of services.
2. To provide the light of education among the children.
3. To strengthen their mental ability for coping up with the society where they live in.
4. To bring back them in the mainstream of the society.
5. To nurture the emotional, intellectual and behavioural aspect of the children to propel them for a better future in their life for the time to come.
6. To involve them in the socio-cultural aspects of the society.

Activities:

1. 361 no. of students (Boys 179, Girls 182) were passed out from our school & joined in the main stream of the Education.
2. 251 no. of students (Boys 105, Girls 146) took admission in this year of reporting.
3. A total number of 1141 students (Boys 574, Girls 567) are enrolled in 23 schools at the beginning of the year which is presented in the following table:

Number of Students for the current Reporting Period											
	ST		SC		Minority		General		Total		Grand Total
Class	Boys	Girls	Boys	Girls	Boys	Girls	Boys	Girls	Boys	Girls	
Class I	44	60	37	42	11	22	13	22	105	146	251
Class II	47	46	52	52	23	17	18	16	140	131	271
Class III	62	38	58	55	23	24	19	19	162	136	298
Class IV	63	62	58	59	20	13	26	20	167	154	321
TOTAL =	216	206	205	208	077	076	076	077	574	567	1141
	422		413		153		153		1141		

4. Parents' meetings are held on a regular basis.
5. Vocational Training (Soft Toys Making, Tailoring, Bamboo Craft, Jute Mat Preparation, Embroidery, Crystal Stone Craft, Nylon Bag Preparation, Cycle Repairing etc.) are provided to the students along with materials for Learning.
6. Nutrition is supplied (Vegetables, Egg, Rice, Fish, Chicken etc.) as the allocation is 150 gm. Rice & Rs. 5/- per student per day.
7. Students were brought to the main stream of the society,
8. A stipend of Rs. 150/- per month is given through Bank Account to each of the competent students.

Achievements:

- The illiteracy and dropout rates are reducing gradually.
- The attitudes of parents are changing and they are sending their child in NCLP schools.
- With primary education students are also learning different vocational courses, which will help them to earn money in future.
- Hopefully the future will show that this program has made progress towards universal education, and eradicating child labour.

4. Crèche Programme supported by West Bengal Social Welfare Advisory Board:

Taking care of the children of the working parents TSRD runs two day care centre cum crèche by the support of West Bengal Social Welfare Advisory Board in Sandhyapukur and Balapur village in Malancha (10 No. G.P.) Gram Panchayet of Tapan Block in the district of Dakshin Dinajpur in West bengal. Age group of the children is 0 to 6 years.

Objectives:

- i) To run day care centers to ensure the cognitive, emotional, moral, physical and social development of working mothers, children between the ages 0-6.

- ii) To provide systematic health, hygiene and nutrition programmes for this same age group.
- iii) To educate and train communities of migrant laborers in childcare and other related issues and activities.
- iv) To network and advocate with governments and other stakeholders to better the current national childcare strategy.

Activities:

- Total 50 students are in 2 crèche centers (Balapur [Boys = 13, Girls = 12, Total = 25] & Sandhyapukur [Boys = 15, Girls = 10, Totals = 25]).
- Non formal type of education is provided through some practical ways of teaching with toys, songs, mimicry etc.
- Parents meeting are held in regular basis for a complete and fruitful communication among all the parties.
- Nutritious food (Rice, Pulses, Veg., Egg, Fish, Bread, Suji, Puffed Rice, Molasses, Fruits etc.) is supplied from our Crèche Centers.
- After the completion of six years of age each child is admitted in the primary school with full care and attention which is very honestly done by the workers in the crèche program.

Achievements:

- Socialization of children by playing with other children
- Children get proper nutrition Parents have been sensitized regarding the health of their children, child rights & education of their children.

5. Total Sanitation Programme supported by Government of West Bengal:

Sanitation means the hygienic disposal or recycling of waste and the policy and practice of protecting health through hygienic measures. In the district of South Dinajpur sanitation coverage in rural areas is very poor, as a result this affects the people in general & the children, in specific, are the chronic victims of various intestinal diseases like diarrhea, cholera & worm originated from human excreta. Keeping this crucial situation in mind Tagore Society for Rural Development, Tapan Project of Dakshin Dinajpur district started Sanitation Program for some selected areas.

Objectives:

1. To reduce IMR and water-borne diseases by providing sanitation education, improved low cost sanitation facilities at the household and institutional levels;
2. To make the people aware of personal hygiene and sanitation;
3. To introduce low cost, easy maintainable sanitation facilities;
4. To make the sanitation project self-sustaining and self-expanding;

Activities:

1. 846 no. of House Hold latrines installed.
2. 1738 no. of homes have been visited

Achievements:

1. Hygienic habit has been promoted
2. Common diseases have been lessened
3. Pollution has been reduced

6. Soft Loan from Revolving Fund supported by Action Aid:

Action Aid's association with TSRD began with the Tapan Project from 1991. This development programme was continued with financial assistance of Action Aid-UK up to 2000. In spite of completion of the project tenure till now TSRD-Tapan project is running this programme by revolving fund which is maintained through savings and credit programme of the groups.

Objectives:

1. To ensure people's participation in the management and monitoring of the group funds.
2. To enhance community participation in the health and the education programme so that the programmes may be handed over to community by the end of the eighth year.
3. To organize water user groups and maintenance committees for the management of the Kharis (irrigation canals).
4. Optimal utilization of recycled funds.

Activities:

Total 49 beneficiaries have been benefited by taking agricultural loan of Rs. 1,47,300/- from Savings and Credit Program, which was the part of responsibility on behalf of Action Aid, but now is being maintained by TSRD.

Achievements:

- Augmentation of theme of the poorest of the poor families.
- Every family who received loan have utilized for their economic sustenance.

TSRD Bolpur Project:

The Bolpur Project of TSRD was its starting endeavour in the year 1969. Late Pannalal Dasgupta, founder of Tagore Society for Rural Development started development work in Bolpur block of Birbhum district through repairing the embankment of the river Ajoy with the help of local youth.

The Bolpur project of TSRD geo-physically remains within the Chhotonagpur plateau. Soil type is older alluvial and laterite. The project initiated in 1969 carried on modest interventions by organizing the people for flood protection, creation of additional irrigation facilities, afforestation, helping people to become self-reliant by organizing grain bank and other activities. The project has a model agricultural farm for sustainable agriculture. The nature of interventions gradually changed at time. The project coverage now extends to 220 villages. The present focus of the project is to promote sustainable livelihood of the poorest section of people of its project command area. The Bolpur Project of TSRD is working for comprehensive development of the downtrodden people of three blocks under financial support of different donor agencies, like OPEC Fund for International Development, Jeniva, state Government of West Bengal and local collection.

The area of operation - Bolpur Project:

District	Blocks	No. of villages	Thematic areas of the project
Birbhum	Bolpur Illambazar Nanoor	220	<ul style="list-style-type: none">- SHG formation & Bank linkage- Income generation / livelihood promotion- Agriculture farm- Environment- Sanitation- Village Development programme- Greening programme- Rural Sanitation and health (Funded by Birbhum Zilla Parisad. Govt. of WB)- Agriculture Farm (Own Fund)- Greening India Program, Social Forestry (Funded by FFF Japan)- Agriculture Development and Women Empowerment (Funded by OFID Org. OPEC Fund Vienna, Austria)- Self Help Groups formation and their training for self dependence.

The Programmes:

1. Rural Sanitation & Health:

Tagore Society for Rural Development-Bolpur project started construction of household latrines in late 80's with its own fund. Later on TSRD continued to implement this programme under support of the State Government and beneficiaries contribution. During years long actions the Government brought in many changes both in designing and financial implication.

Objective:

- i. Safe Toilet to every house, to the education centers and Government health centers.
- ii. Health education.

Activities:

During the year of reporting TSRD-Bolpur project organized 22 awareness camps and 20 mason training courses. Construction of 2117 latrines.

Achievements:

A total number of 2117 beneficiaries covered during this year. And thus the cumulative number of beneficiary comes to 28273.

2. Agriculture Farm:

Since its inception TSRD has been given thrust on development of agricultural productivity and enhancement of the knowledge of the farmers. With this aim in view TSRD-Bolpur project runs agricultural farm at Bolpur project area.

Objective: To cultivate crops in scientific process and train the cultivators.

Activities:

Seed Processing, Certified Seed production, Agriculture Training and Paddy Cultivation in SRI Process.

Achievements:

- During the year of reporting the Farm processed Mustard and Paddy seeds.
- Produced 1 Ton of Certified Paddy Seeds and Till to the cultivators.
- Organized training on Agriculture for 50 farmers.
- Paddy cultivation in SRI process.

3. Agriculture Development & Women Empowerment:

TSRD-Bolpur Project has been implementing this programme since May 2011 under financial support of OPEC Fund for International Development (OFID), Vienna, Austria.

Objectives:

- i) Develop structured community organization of selected villages of Bolpur-Sriniketan Block consisting of Groups, Village Committees and Federation.
- ii) Improve economic condition of the target farmers' families through different training.
- iii) Provide soft loan to the group members as revolving fund.
- iv) Train the group members on family health and hygiene.
- v) Mobilize the community towards availing the services and schemes of the Govt. provided for them through community sensitization on their rights.

Activities:

- a) Organized regular meetings of 25 women small groups.
- b) Organized Awareness Camps for the group members on Constitutional Rights, Human Rights, Reproductive Health & Agriculture.
- c) Provide soft loan to the group members for income generation activities.
- d) Publish quarterly magazine.

Achievements:

- During the reporting period the programme covered 100 new beneficiaries and trained them in Sustainable Agriculture, Reproductive Health and Constitutional Rights.
- Organized regular meetings consisting of 25 groups with a total number of 500 members.
- Sensitized all the group members about their rights, the social security and income generation schemes of the Govt. and mobilized the available support from the Government for them. 50 SHGs of Scheduled Tribe women obtained a Govt. donation of Rs.100,000.
- Published periodical magazine on Development.

4. Follow-up Programmes:

- a. Follow-up of 50 SHGs formed in the year 2009 with financial support from NABARD. 40 SHGs are working very well. Each of the group has taken loan up to Rs.350,000 on an average from banks and making the repayment regularly.
- b. Other income generation programmes like Tailoring and Design development training, poultry, duckery and goatary were organized according to the demand of the group members.

TSRD Rajnagar-Khayrasol Project:

The Geo-physical Condition of the area:

Climate: Climate of the area is characterized by hot dry summer (maximum temperature climbs up higher than 45°C). The average annual rainfall is 1400 mm, but it is very sporadic in nature resulting in a topsy turvy distribution throughout the monsoon period. Generally, July, August and September are monsoon months.

Water resource: Because of undulated topography and high rate of indiscriminate deforestation the rainfall - though fairly adequate - does not result in sufficient ground water storage. Almost all the rain water runs off quickly through the sloppy ground surfaces and goes out of the catchments area through gullies and streams. Very small amount of the rain water percolates down into the ground. Moreover, due to high porosity of soil and gradient, the surface water flow is considerably high, consequently the ground water level falls rapidly after the monsoon is over. All the streams within the area are seasonal in nature and become dry by the month of December. A majority of the existing tanks contain water, at the most, till middle of January.

Soil: The major part of the area contains red sandy soil, the remaining part contains red laterite soil with fractured rocky under layer. Due to absence of adequate green cover (Owing to high rate of deforestation) and heavy surface runoff during monsoon, fertile topsoil become eroded away to a great extent. In fact, an alarmingly high percentage of land of this area is wasteland

Area of Operation – Rajnagar-Khayrasol Project:

State	District	Block	No. of Villages	No. of Families
West Bengal	Birbhum	Rajnagar	12	523
		Khayrasol	3	135
		Mahammad Bazar	2	62
		Suri - 1	1	28
Jharkhand	Jamtara	Kundahit	19	1377
	Dumka	Raneswar	11	1157
		Total :	48	3282

The Programs:

1. Sustainable Technology Transfer to Enhance Productivity for Ultra Poor (STEP UP):

Name of the Program	Donor	Objectives	Activities	No. of Beneficiaries Covered
1. Sustainable Technology Transfer to Enhance Productivity for Ultra Poor (STEP UP)	European Union and NETZ Bangladesh	➤ 1,200 ultra-poor households have increased sustainable income and increased food production by adapting environmentally sustainable agricultural technologies and improved marketing.	<ul style="list-style-type: none"> ➤ 63 groups were formed. ➤ 8 Federations were formed with equal representation of each group. ➤ 2655 no. of weekly group meetings and 99 no. of monthly Federation meetings were held. ➤ Each Federation having bank account to deposit the Savings, Self Help Deposit and Revolving Capital Fund (RCF) of the members of 63 groups. ➤ The group members were provided productive capital like livestock animals of Rs. 83,57,107/-. ➤ The total amount of Savings of the group members comes to Rs. 8,64,119/- ➤ Total amount of Self Help Deposit of the group members comes to Rs. 6,28,000/- ➤ 3435 no. of safety net measures received by the group members or their family members. 	<ul style="list-style-type: none"> ➤ Total no. of beneficiary: 1196 ➤ Block wise allocation: Kundahit: 590, Ranewar: 446, Rajnagar: 160. ➤ Caste wise allocation: ST: 175 SC: 987 Minority: 19 OBC: 15

2. Primary Education Programme for School Going Children:

Name of the Program	Donor	Objectives	Activities	No. of Beneficiaries Covered
Primary Education	Prof. Gayatri Chakravorty	➤ Enable the children of poor,	➤ Six education centers were continued at six villages of Rajnagar,	➤ 214 learners were enrolled to have the

Program for school going children	SPIVAK	backward community for getting primary education.	Suri-1 and Mahammad Bazar Block. ➤ The centers were held for two hours at the alternate time of Govt. Primary schools. ➤ The learners got cooked meal at the centres. ➤ The Instructors and supervisors were trained periodically	facility.
	Mr. Sanjoy Kumar Paul		➤ Three education centres were continued at Abadnagar, Bandi & Nityanagar Villages of Rajnagar block.	➤ 64 learners were enrolled.
	Mr. Bhaskar Banerjee		➤ One education centre was continued at Ghatparulia village of Kundahit block.	➤ 35 learners were enrolled.

3. Develop School Infrastructure:

Name of the Program	Donor	Objectives	Activities	No. of Beneficiaries Covered
Develop Infrastructure of School	Rotary Club of Calcutta	➤ Develop infrastructure of Barhra High School for the convenience of learners.	➤ Deliver fifty no. of benches valued Rs. 50000/- to Barhra High School.	➤ 100 no. of learners of Barhra High School were benefited.

Students' Profile: A student profile under the above mentioned education programmes of the project are presented below:

Students' Profile	Level - I								Level- II							
	Boys				Girls				Boys				Girls			
	SC	ST	Other	Total	SC	ST	Other	Total	SC	ST	Other	Total	SC	ST	Other	Total
Last Year Enrolment	48	18	10	76	39	11	9	57	14	11	2	27	17	9	6	32
Enrolment of reporting period	53	32	25	87	46	19	23	71	16	20	10	30	13	2	4	16
% of Attendance	81	64	70	72	77	53	75	69	92	57	47	65	90	46	52	63

Students' Profile	Level - III								Level - IV							
	Boys				Girls				Boys				Girls			
	SC	ST	Other	Total	SC	ST	Other	Total	SC	ST	Other	Total	SC	ST	Other	Total
Last Year Enrolment	16	9	3	28	21	5	9	34	16	9	11	36	9	9	11	29
Enrolment of reporting period	15	24	6	30	15	5	9	24	12	31	6	27	16	10	10	28
% of Attendance	71	45	66	61	87	47	52	62	69	30	51	50	85	75	72	77

4. Forestation & Reforestation:

Details about forestation program is given hereunder:

Activity	Fuel	Timber	Fruit	Fodder	Total No. of Villages Covered	Area Covered (Hectares)	No of mandays created
Awareness Generation	Meeting :- No.- 21 Participants - 525 Cultural Prog.: No.- 2 Participants - 1500						
Nursery raising	15000	23000	33475	4000	02		1441
No. of seedlings planted & Post planting care	10850	17750	24000	3400	03	68	348
Seedlings by Direct Sowing	42000					17	
Replanting in Old Forest		4100					
Sale to Villagers			2138		253		

5. Cultural Programme:

The following cultural programs including observation of different memorable days were organized through songs, recitation, lecture, street rally etc during the reporting period:

Days Observed	No of Participants
Birthday of Rabindranath Tagore	190
Independence Day	854
Minmangal Utsav	1200
Death Anniversary of Pannalal Dasgupta	420

TSRD in Jharkhand:

TSRD Maheshpur Project:

TSRD started working in Maheshpur block of Pakur District in 1979. The entire District is dominated by aboriginal tribal. Once the worth eastern part of the District was forest base but at present almost totally deforestrated. This area is drought prone, rocky, plateau and not suitable for agriculture, Production of paddy in this District in a year can provide only 3 months food of the people. People migrate in West Bengal to search their living. TSRD started its programme in 30 villages of two Gram Panchayat.

The Area of operation:

District	Block	No. of GP Covered	No. of Villages covered	Thematic Area
Pakur	Maheshpur	33	316	<ul style="list-style-type: none">• Organization Development• Micro Savings• Environment Management• Child Line• Financial Inclusion• Mother and Child health• Self Help Group• Development• Goatary• Fruit Garden• Economic Census
	Pakuria	18	99	
	Amrapara	3	20	
	Litipara	5	20	
	Hirampur	10	20	

The Programmes:

1. Organization Development:

TSRD realizes it's all the project activities through building and developing people's organization. The activities were Formation of self help group consisting of both males and females, their nurturing, monitoring, facilitating towards their self actualization and socio-economic sustenance. Following table shows the status of people's organization:

Character	No. of Group	Avg. No. of Members	No. of Meetings	Rate of Participation	Agenda of the Meetings
Swabalamban Samity	M 52	10	12	40%	Development Planning and Solving problems of villages
	F 62	12	12	90%	
Micro Savings	M 4	13	-	-	<ul style="list-style-type: none">•Economic Self dependency•Utilization of Money•Family Development
	F 82	18	12	95%	
Village Health	F 87	20	12	92%	•Mother & Child health &

Committee					family health hygiene •Family Planning
SHG (NABARD)	80	12	42	94%	•Women empowerment, Financial Plan •Financial transaction •AJIBIKA Unnayan
Greening and NHM	6	12	12	56%	•Environment management •Fruit trees Plantation •Income Generation
Community Granary	21	12	12	62%	•Relief from exploitation of money lender •Utilization of Loan
Child Line	58	960	20	85%	•Missing Child Labour •Child health •Schooling
Gotary	20	120	40	80%	•Immunization •Food and Water •information about diseases

2. Savings and Credit:

TSRD introduced Savings and credit programme instead of micro credit so that Poor people can take soft loan with a minimum interest from their own savings to meet their different needs. This programme save the community from the exploitation of money lenders and vested interested people.

No. of village	No. of group	Total Members	Deposit in last year	Deposit in current year	Cash in hand
44	75	2045	826,029.28	482,712.06	297.00

Total Collection	Total Interest	Total Refund	Term Deposit of Bank	Utilization of Savings
1566984	24,125.00	17,86,922.00	20,00,000.00	•Small business, •Agriculture •Medical Treatment •Marriage of daughter •Education of children •Sinking bore-well • Construction of latrine •Purchase of ornament

3. Productive Loan:

Some people including women are engaged in small business but they cannot develop their business due to lack of capital. They take soft loan. Following is the detail of productive loan status of the project:

No. of village	No. of Borrower	Total loan disbursed (Rs.)	Total Repayment (Rs.)	Utilization of Loan amount
8	M 11 F 24	235,000.00	107,766.00	•Tea stall, Grocery •Vegetable vender •Poultry chicken shop •Welding garriage

4. Community Grain Bank:

In the previous days production was low. At that time poor farmers used to take paddy seeds from landlords as loan and they were bound to return back the double amount. This community granary saves the poor farmers from that exploitation mechanism. At present, the farmers take their paddy in the monsoon and give it back in the harvesting season.

No. of village	No. of Granary	Total Members	Total Deposit of Paddy	Total Distribution	Total return back Paddy
20	21	492	4288 kg.	4000 kg.	4350 kg.

5. Agriculture Development:

This area was backward in agriculture due to character of soil, scarcity of water and lack of skill among the farmers. Productivity and production was very low. TSRD has been trying since last few years to develop agricultural production and productivity by providing training to the farmers and also providing loan, equipments, fertilizer, seeds etc. At present the agricultural status of the project operational areas has been developed.

Agriculture Loan Disbursed

No. of village	No. of Farmers	Total Loan	Repayment	Balance amount	Remarks
52	1100	31,05,700.00	21,02,147.00	10,03,553.00	Repayment will be complete by June

Agro Equipment Service

Equipment	Total hrs. use	Total land covered	Total Rent	Remarks
Thrasher	70 hrs.	15 Bigha	720	Many family have equipments, so demand is decreasing

Distribution of Agro-Inputs

Name of Input	Total Quantity	No.of village	No.of H.H.	Benefit
Fertilizer 10-26-26	1273 bag	52	1100	Demand is increasing every year.
DAP	961 bag			Farmers became saved from money lenders
Urea	1277 bag			
Spray Machine	17	7	17	Farmers will repay the loan

6. Participation in Awareness camps, Fare & Exhibition:

Area	Total Participant	No. of Meetings/Fair	Content Area	Remark
Maheshpur	12	Exhibition 1	Agriculture Production	TSRD camp was there in exhibition
Pakur	10	Fair 1	•Distribution of Agro equipment •Reward •Discussion on agriculture	TSRD camp was there in the fair
Maheshpur	29	72 nos.of meetings	Interim agriculture	TSRD organized camps

7. Nursery:

Maheshpur branch produced 20730 saplings, among them 4620 were fruits and 16110 were for fuel wood. Through this work 136 working days created. From their permanent nursery 4982 saplings raised. Total number of Plants including opening stock was 11502. Among them 873 were sold and 5581 were damaged.

8. National Horticulture Mission:

There are many fallow lands in this Pakur district. After discussion and dialogue with the land holder TSRD planted fruit trees on those fallow land with close cooperation of NHM. Awareness camps for plantation and maintenance of trees were organized with the community. Following is the status of this programme:

Block	Village	No.of Land holders	Total land covered	Character of Plants	No.of Plants	Other construction
Maheshpur	3	7	15 Hec	Mango	1500	3 Dug well and one pond for irrigation
		6	5 Hec	Goava	1390	
		3	50 Hec	Cashew nuts	8900	

9. Goatary:

In Litipara and Hiranpur block natural grass grows on rocky high lands. This area therefore effective for goatary as grazing land.

Block	Village	HH	Goat	Total	Rooms of goat	Remark
Hiranpur	9	51	M-42 F-168	210	51	Income of the community has increased

10. Financial Census:

Jharkhand Government depended upon TSRD Maheshpur branch for a financial census of entire block. At the beginning TSRD selected village youth and trained them for the work. Regular close monitoring was another important part of the work. This work extended to 317 villages of 33 GP. 461 persons were involved. 28 persons were observer in this programme.

11. CHILDLINE Programme:

Aboriginal backward community people live in Maheshpur block. Most of them are illiterate and ultra poor. They migrate to search their livelihood in most of the time every year. Their children live alone in the house, roam here and there and face many problems like illness, lack of food and some time they become victim of trafficking also. TSRD search those lost children, further TSRD organize village level meetings sensitize the community, provide food, medicine by involving them with ICDS and Asha.

Activities	Achievements	Venues	No.of Participants
Weekly Meeting	49	TSRD	255
Out reach	2745	Different village	
Open House	12	Schools	
Intervention	89		
Tracking of Child Labour	21		

12. Day Observations:

Day observation programmes have its different objectives. These gathering create solidarity feeling and opportunity of free mixing relating and sharing with different class, belief and walks of persons. Therefore TSRD Maheshpur observed 19 special days like Women day, Republic day, Tagore birth day, Gandhi birth day, Children day, literacy day, Breast feeding day, Environment day etc. in its office and also in different villages. All total 8865 persons actively participated in 199 such events.

TSRD Patamda Project:

TSRD Patamda Project was established in 1980 when the area was affected with severe drought. The primary focus of the project was to create livelihood opportunities and reduce the migration through creation of irrigation facilities and improved agriculture practice. Apart from livelihood Health, environments, social awareness are the important aspect of intervention. Now the project office is situated at Macha, Birra, Patamda, East-Singhbhum, Jharkhand. The operational area of TSRD's Patamda project covers as;

The Area of operation:

District	Name of Block	Villages covered	People covered	Thematic Areas
East-Singhbhum	Patmada	41	22000	a. Community Organization- Institution Building –Promotion of Women Self-Help Group, b. Tribal Development, Women Empowerment, c. Improve Agriculture- Intensive vegetable cultivation, Tomato Value Chain Development. d. Sustainable Agriculture e. Adolescent Health, f. Awareness generation on social issues, g. Better Environment through Greening and Road Side Plantation programme
	Boram	29	17000	
	Gurabandah	16	7500	
	Potka	294	17000(Adolescent Girls)	
	Musabani	55	10000(Adolescent Girls)	
West Singhbhum	Chaibasa	71	12000 (Adolescent boys & girls)	
Purulia	Manbazar-I	6	2000	
Total	7 blocks	512	57500	

The project area is remote hilly and dense forest area. The terrain of the area is hilly and undulation. The area falls under the Chhotonagpur plateau. The average annual rainfall of the area is 1200mm. Most of the people belong to SC, ST and backward communities. The main occupation of the people of the area is agriculture. The agriculture is a rain fed and mono-crop. There is no big industry and cottage industries in the area. Some people get employment in unhealthy stone crushing industry. Literacy rate is very low specially among women literacy rate is much lower than male. Health conditions of the people are far lower than the state and national level in terms of MMR, IMR, CDR, immunization rate etc.

To implement the project activities, presently operates from five office campuses by involving 76 experienced staff members with TSRD Patamda Project. At Patamda project unit, necessary

physical infrastructure like own office building, training cum seminar hall, staff quarters, guest houses, along with sufficient movable and immovable assets are available.

The Programmes:

1. Promotion of Women SHG in LWE districts:

TSRD - Patamda is implementing the project by involving 3922 women members of 11 blocks under the district of East Singhbhum with financial assistance from NABARD. A snapshot of the programme is presented below:

Name of the Program	Donor	Objectives	Activities	No. of beneficiaries covered
Promotion of Women SHG in LWE district	NABARD	Women empowerment. Livelihood development of women through Credit Linkage.	<ul style="list-style-type: none"> • Formation of WSHG • Bank linkage of WAHG • Credit Linkage • Regular meeting, reporting • Web based data entry of WSHG • Monitoring of activities of 4 support NGOs 	Total 288 WSHG has formed with 3922 members in 11 blocks of East-Singhbhum. There are three partners NGOs.

2. Khariff Paddy stabilization Project:

Name of the Program	Donor	Objectives	Activities	No. of beneficiaries covered
Kharif Paddy stabilization project	CINI, Jamshedpur	To empowerment of tribal livelihoods though incubates new ideas, builds knowledge and scales up programmes in thematic area of agricultural productivity stabilization and strengthening community based organization”	<ul style="list-style-type: none"> • Promotion of Women SHG. • Training and capacity building of women farmers to adopt the improve agriculture practices like SRI technology. • Critical input and implement Support to women farmers. • Kitchen gardening for household nutrition support. • Organizing Women Kisan mela 	Total 1556 women farmers were covered from 10 villages. representing 66 WSHGs.

Outcome:

- Total 988 women farmers adopted SRI and improve method of paddy cultivation. Total 78 farmers adopted mustered cultivation and 203 farmers' horse gram and 61 farmers adopted Tomato, 219 adopted check pea. Total area covered 389.00 Acres by all farmers.
- Additional production of paddy was 296MT paddy, value amounting Rs. 35.52 lakhs.
- Seven number of LRPs given handholding to women through 66 WSHGs.
- Total 152 Filed level training completed where 1556 women farmers participated.
- Mobilize and distributed 85 weeders among women farmers.
- Promoted one SHG Federation "Called Santi Maha Sangha" and it registered under Trust Act and it linked with Tata Steel CSR for fund leveraging.

Impact:

- This project has started in 2013. The short-term Impacts are seen among farmers like adoption of new technology by overcoming many hurdles at family level too.
- The Agriculture department extended the input and implement supports to the farmers at large scale.
- The confidence among Women farmers to adopt new technology in agriculture has created.
- The donor expressed their willingness to support poor farmers for a long time.
- TATA STEEL CSR extended supports to Santi Maha sangha for excavation of tanks. The Maha Sangha completed 21 big size Tanks.

3. Adolescent Reproductive and Sexual Health- project (RISHTA):

A minute detail about the project is presented hereunder:

Name of the Program	Donor	Objectives	Activities
Adolescent Reproductive and Sexual Health-project RISHTA	TATA Steel Rural Development Society (TSRDS)	The overall goal of RISHTA is to enable the adolescents (12-19 years) of operational area to make them informed about and take decisions and make choices regarding their life including sexual and reproductive health.	Documenting the process, experiences and learning's from the earlier phases to enable scaling up of RISHTA intervention by other corporate. Empowering adolescents with SRH information and services by implementing the key components of RISHTA Advocacy on scaling up of RISHTA program among.

4. Tomato Value Chain Development:

Name of the Program	Donor	Objectives	Activities	No. of beneficiaries covered
Tomato Value Chain development	ICCO Netherlands	<p>To enhance the productivity.</p> <p>To ensure a sustainable annual income of Rs. 18,000.00 for individual</p> <p>To increase the accessibility of farmers to information and communication</p> <p>To build institutions to provide opportunity for the small holders to access markets and realize better profit.</p>	<p>Training and handholding to farmers.</p> <p>Exposure visit of women farmers to best practice site.</p> <p>Promotion of Demonstration plots.</p> <p>Establish collection center for aggregation</p> <p>Establish Producers collectives.</p>	<ul style="list-style-type: none"> • The project of 3000 farmers getting direct benefit from the project. • Other farmers have gained the confidence to undertake the new technology and method as well as collective marketing in the distance markets for higher price.

5. Mahila Kishan Sashaktikaran Pariyojna (MKSP):

This project mainly aims at empowerment of women farmers through ensuring their sustainable livelihood. Brief of the project is presented below:

Name of the Program	Donor	Objectives	Activities	No. of beneficiaries covered
MKSP	GoI through JSLPS, Govt. of Jharkhand	<ul style="list-style-type: none"> • Empowerment of women farmers by ensuring sustainable livelihood through augmentation of productivity in agriculture and allied sector. • Ensuring round the year food security. 	<ul style="list-style-type: none"> • Promotion and strengthening of women SHGs at the level of NRLM norms. • Promotion of agriculture with Non Chemical and Non Pesticides. • Promotion of Improve methods of cultivation like SRI, Line sowing, root intensification. • Promotion of Improve methods of livestock rearing. • Training and capacity building of women farmers on SHG, agriculture, INM, IPM, Livestock. 	During the year total 1134 women farmers covered in 23 villages in Patamda and Boram block of East-Singbhum district.

6. MGNREGA-NRLM-CFT Project:

Name of the Program	Donor	Objectives	Activities	No. of beneficiaries covered
MGNREGA-NRLM-CFT Project	GoI through JSLPS, Govt of Jharkhand	<ul style="list-style-type: none"> Livelihood promotion of poor through convergence with MGNREGA & NRLM. 	<p>INRM Based Participatory Planning in CFT panchyats. Awareness generation among community on MGNREGA rights and entitlements. Training and capacity building of SHG, PRI members, Govt functionaries on demand generation and MGNREGA works. Coordination among all stakeholders</p>	During the period 36 village covered and total 2528 schemes come under the participatory planning and approve from the Gram Shava.

7. Menstrual Health & Hygiene Management Project(MAHIMA):

Name of the Program	Donor	Objectives	Activities	No. of beneficiaries covered
MAHIMA	UNICEF through DevNet.	<ul style="list-style-type: none"> Menstrual Health and Hygiene Management for adolescent Girls in Potka and Musabani block of East-singhbhum. 	<ul style="list-style-type: none"> Identification, training & capacity building to Peer Educators. Orientation of Govt service providers like AWW, ANM, School teachers, Sahiyas, PRI members and mother. Promotion of Adolescent group. Reflection session with Peer Educators. KAP Baseline of peer Educators. Awareness Generation. 	This project has started in the FY, up to March'15 total reach out to 27000 adolescent girls in two blocks.

An outline of outcomes and impacts:

Intervention	Outcomes	Impact
Promotion of WSHG	<ul style="list-style-type: none"> Total 288 WSHGs were formed in 11 block of East-Singhbhum. Total 3922 members joined in the SHGs. The cumulative number of SHG formed under this project is 1685 with 22970. Total amount saved by all groups is Rs.13213920.00 Total 123 WSHGs were Credit Linkage without Govt subsidy. Total credit amount was Rs.6150000.00 	<p>Increased the Interest for formation of new SHG among women.</p> <p>SHGs are taking bank loan without seeking govt subsidy.</p> <p>SHGs are starting micro enterprise by utilizing the loan amount.</p> <p>More than 90% SHG</p>

Intervention	Outcomes	Impact
		repaying the bank loan on time.
Kharif Paddy Stabilization project	<ul style="list-style-type: none"> Total 988 women farmers adopted SRI and improve method of paddy cultivation. Total 78 farmers adopted mustered cultivation and 203 farmers' horse gram and 61 farmers adopted Tomato, 219 adopted check pea. Total area covered 389.00 Acres by all farmers. Additional production of paddy was 296MT paddy, value amounting Rs. 35.52 lakhs. Seven number of LRPs given handholding to women through 66 WSHGs. Total 152 Filed level training completed where 1556 women farmers participated. Mobilize and distributed 85 weeders among women farmers. Promoted one SHG Federation "Called Santi Maha Sangha "and it registered under Trust Act and it linked with Tata Steel CSR for fund leveraging. 	<p>This project has started in 2013. The short-term Impacts are seen among farmers like adoption of new technology by overcoming many huddles at family level too.</p> <p>The Agriculture department extended the input and implement supports to the farmers at large scale.</p> <p>The confidence among Women farmers to adopt new technology in agriculture has created.</p> <p>The donor expressed their willingness to support poor farmers for a long time.</p> <p>TATA STEEL CSR extended supports to Santi Maha sangha for excavation of tanks. The Maha Sangha completed 21 big size Tanks.</p>
Adolescent Reproductive & Sexual Health (Project RISHTA)	<ul style="list-style-type: none"> Regular meeting by adolescent at 14 number of YRC where attendance total was 2829. Formation of adolescent group -148 with the membership of 2 Camp organized where 129 adolescent get treatment free of cost. Block level foot ball tournament organized was 184 adolescent were participated. Adolescent conference was 267 boys and girls participated. Training of 150 senior Peer Educators on ARSH module-I, 	<ul style="list-style-type: none"> This project has started this year. Only short term impacts on Govt. service provider are seen. An enthusiastic attitude among adolescent has created and parents are now allowing them to participate in the different programs of the project. They allowed participating in the training program in Jamshedpur.
Tomato Value chain Development	<ul style="list-style-type: none"> Standardized Package of practice of tomato cultivation has developed and distributed among 3000 farmers (2467 women farmers) through handholding training. Annual earnings by Rs. 15990 from 25 	<ul style="list-style-type: none"> People agree to adopt the standardized PoP and outside farmers adopted the practice. The productivity has

Intervention	Outcomes	Impact
	<p>decimal land by each farmers.</p> <ul style="list-style-type: none"> • The average price realization achieved by Rs. 80.50 per kg. • Productivity increase to Rs. 20.19MT per hectare. • One producer company registered with 126 farmers. • Promotion of Local collection center-12 	<p>increased and new technology has been adopted increasingly.</p> <ul style="list-style-type: none"> • Farmers adopted tomato cultivation with wire staking • Farmers understand the benefit of input aggregation and agree to do the input aggregation. • Producers come forward for collective marketing. • Farmers are searching daily market rate through telephone from different markets and decided the market accordingly. • Producers now thinking their own institutions. • Producers are experimenting new variety of Tomato and new methods too. • Birsha Agriculture University, Ranchi sending students for field exposure.
MKSP	<p>Total 151 SHGs come under the NRLM norms.</p> <p>Total 45 Producer groups promoted.</p> <p>One Block level federation of producer groups formed.</p> <p>Increased the net cropped are by 397 acres.</p> <p>Total 1134 women farmers trained on sustainable agriculture methods and livestock.</p> <p>Total 22 CRPs were promoted and they were working.</p> <p>Total 15 Training modules developed.</p>	<p>This project started in this FY but the women farmers adopted sustainable agriculture techniques very fast.</p> <p>Agriculture with Non Chemical and Non pesticides spreads among farmers, they reducing use of chemical fertilizers.</p>
MGNREGA-NRLM-CFT Project	<p>Total 36 villages covered under the INRM based participatory planning. Total 2528 livelihood related schemes approved by Gram Shava, Panchyat Samity and zilla parisad.</p> <p>Total 12 panchyat level workshops organized with panchyat level stakeholders.</p> <p>Mass awareness creation program organized in 12 panchyats area with the participation of more than 4000 women SHG members.</p>	<p>Govt. department extended support in collaboration in planning exercise, approving from Panchyat Samity and Zilla parisad.</p> <p>Well sensitization among PRI members on MGNREGA</p>

Intervention	Outcomes	Impact
	Training of 161 SHG members, 52 PRI members, 28 Govt. functionaries.	works. Awareness created among community on MGNREGA rights and entitlements. Community demanding jobs to Govt. under MGNREGA.
MAHIMA	Social mapping in 55 village Block level orientation to Govt. functionaries, PRI members done in two blocks. Selection and training of peer Educators-121. Total 204 Adolescent groups formed with 2853 girls. Total 127 mother groups formed with 1689 mothers. Meeting with Govt. front line workers and total attendance of sahiya was 508, ANM were 32, AWW were 613 and Jal Sahiya were 88.	The adolescent girls have starting hygienic practices during menstrual period. They became aware about best practices and use of sanitary napkins, safe enclosures in HH. Behavioral change in mothers in terms of discussion the issue with family members.. Dos and don'ts barriers becoming thin during the menstrual period.

Centrally Organized Programme

Greening India

Introduction:

In continuation with the changed strategy in the changed perspective, Tagore Society for Rural Development has taken up possible distraction by shifting the greening program on a sustainable mode as conceptualized and visualized both by TSRD and the donor agency Felissimo Forest Foundation, Japan. However, the strategy in application takes some more time to allow the project people to get acquainted with the changes as well as TSRD itself which is being tailored gradually.

During the year of review, Tagore Society for Rural Development in its 10 projects in three States of West Bengal, Jharkhand and Odisha targeted, 7,60,000 plantation in 450 hectares, but, could achieve plantation of a total of 13,69,504 in 563 hectares of land, in addition, the total saplings raised in permanent nurseries were 1,20,065 plants in 8 projects.

A brief of database - 2014-15:

During the year a total number of 13,69,504 saplings/seedlings were planted in 563 hectors of land. 2,15,753 saplings covering 205 hectors of private land on contractual basis and 56,943 saplings planted on 30 hectors of common/road side areas, 9,50,400 mangrove saplings planted on 277 hectors of river sand bars.. Direct seeding came to 1,24,000 numbers covering 51 hectors of land and 17,220 numbers of saplings used for replacement of the dead plants of the last years' plantation. 5188 numbers of saplings were distributed to the local community mainly School children and also women of the poorer sections. 3,54,187 saplings were raised in our annual nurseries and 1,20,065 plants were raised in the permanent nurseries out of which 48,122 plants were damaged having a balance of 1,22,032 saplings i.e. available plants is 1,93,975.. Out of 1,93,975 saplings 82,989 saplings were distributed to the villagers in no loss no profit mode. Through these nurseries raising program 3,956 man days were created.

Achievements:

- ◆ TSRD followed the Community convergence method in selection of the area for plantation with input of gradual shifting. Involvement of the people from the very beginning ensured ownership feeling and thereby sustenance of the plantation.
- ◆ The community people themselves selected the species of plants considering their own need and inputs provided by TSRD.

- ◆ People and community level groups of the operational areas took active part in identification and selection of private and public land for plantation. In the process of identification they facilitated involvement of the local government officials, school teachers and local opinion leaders so that a consensus regarding decision over the area of plantation takes place.
- ◆ In Sundarbans area there is a diverse vegetation of the forest. The Sundarbans is the largest mangrove forest that includes 36 species of mangrove plant provides a unique mixture of habitats of wild life. The area is considered as most backward in West Bengal where 56% are landless out of 42 million people and 65% is illiterate, a portion of which depend upon the mangrove and social forestry for their livelihood and therefore the forest coverage is gradually diminishing. TSRD is engaged in plantation and also sensitization of the community/Women SHG Groups regarding environment and need & benefit of the forest. Various groups like youth, women, SHGs, local clubs etc. of the command villages are involved as forest guards in the respective area.
- ◆ Through the decade long endeavour of TSRD the people of its operational area are becoming sensitized regarding climate change, ecological imbalance, environmental degradation, increase of tidal flow in the rivers of Sundarbans, siltation of river, erosion of soil, global warming, biodiversity conservation etc.
- ◆ Sundarbans is affected by mass tourism. At present the boat owners, farmers, fishermen, school students of Sundarbans are preaching before the urban tourists regarding maintenance of ecology and need of forest protection. The Society and the Government also campaigning for keeping the pollution free environment.
- ◆ The identified areas were seeded by the community in cooperation with the active participation of panchayat and local government personnel.
- ◆ Protection, watering, fertilizer application etc. are being taken care of by the Society with the help of local people and Panchayat.
- ◆ The entire greening project was organized in 53 villages of three states by involving 2,506 beneficiaries. A total number of 78 awareness camps were organized during the period by involving 4,406 participants. A number of 9,011 man-days were created under this program.

Project wise participants in the Awareness Camps, number of beneficiary and village:

Name of Project	Number of villages	Number of beneficiaries	Awareness Camps	
			Number of event	Number of Participant
Orissa	04	69	04	168
Patamda	01	08	13	665
Maheshpur	05	53	12	191
Rajnagar	03	284	09	1512
Bolpur	05	96	03	72

Tapan	05	650	02	60
Rangabelia	04	764	22	710
Sagar	07	392	04	181
Hingalgañj	05	177	05	112
SEVA	14	13	04	735
10 projects	53	2506	78	4406

During the reporting year saplings were planted by seedling/sapling, direct seeding and replacement of dead plants in last years' plantation areas and distribution of plants in 81 villages of three states.

A project wise plantation programme is presented below:

Name of Projects	No. of man-day	Pvt. land with agreement		Common/Road side		Special/Mangrove		By direct seeding		No. of replant in last yrs' plantation	No. of plant distributed
		Area(h)	No. of sapling.	Area (h)	No. of sapling.	Area (h)	No. of sapling	Area (h)	No. of seeds		
1.Orissa	765	80	29970	0	0	0	0	0	0	830	0
2.Patamda	2094	23	36800	0	0	0	0	05	12500	8400	0
3.Maheshpur	1115	0	0	9	21970	0	0	0	0	0	250
4.Rajnagar	722	48	56000	0	0	0	0	17	42000	4100	2138
5.Bolpur	1,492	19	31800	0	0	0	0	02	7000	1500	55
6.Tapan	1039	09	19000	0	0	0	0	12	25000	0	0
7.Rangabelia	484	0	0	7	10850	16	50400	0	0	390	0
8.Sagar	667	0	0	4	7000	261	900000	5	12500	2000	365
9.Hingalgañj	485	19	30549	3	6000	0	0	0	0	0	0
10.SEVA	148	07	11634	7	11123	0	0	10	25000	0	2380
Total	9,011	205	215,753	30	56943	277	950400	51	124000	17220	5188

TSRD raises saplings in its 13 permanent nurseries established in eight projects. The operational communities collect plants from those nurseries. Relationship between the nurseries and the community is very cordial. Many guests of TSRD and the trainees of different program including SHGs' members mainly women members, School students visit the nurseries to have exposure on plantation/environment etc.

Project wise physical achievements of Permanent Nurseries during the reporting period:

Name of Projects	No. of Nursery	Opening stock	No. of plant raised/purchased	No. of plant damaged	No. of plant available	No. of man day	No. of Plant sold	Closing stock
1.Patamda	2	6940	4100	162	10878	271	6252	4626
2.Maheshpur	1	6520	4982	5581	5921	212	873	5048
3.Rajnagar	1	11285	9475	6639	14121	1067	2138	11983
4.Bolpur	1	17740	17390	7069	28061	480	11390	16671
5.Tapan	1	65670	21000	21177	65493	754	6870	58623

6.Rangabelia	1	6626	22751	3802	25575	796	20734	4841
7.Sagar	2	3463	34367	784	37046	78	31732	5314
8.S.E.V.A.	4	3788	6000	2908	6880	298	3000	3880
Total	13	122032	120065	48122	193975	3956	82989	110986

The Annual Nursery Products i.e. the saplings, its numbers, total production in different projects during the year of reporting is presented in the following table:

Name of Projects	No. of sapling raised in nursery/purchased
Orissa	30800
Patamda	45200
Maheshpur	22230
Rajnagar	66000
Bolpur	33000
Tapan	20000
Rangabelia	61896
Sagar	9365
Hingaljanj	36549
SEVA	29147
Total	354187

Special Programme in Patamda Project:

Road Side Mango Tree Plantation:

In addition to Greening India Program on the suggestion of Felissimo Forest Foundation, TSRD, Patamda initiated roadside mango plantation with a target of planting 10,000 plants on the 10 km. long roadside covering from the year 2011

In the year 2011 and 2012 the program has been achieved on the roadside against the target in 35 villages of Burrabazar, Manbazar and Bandwan Blocks of Purulia District of West Bengal. During this year of review, the plants were nurtured and maintained i.e. interculture, weeding, watering etc. of 600 plants and repairing of 2,500 fencing were done. Also awareness generation under general awareness program is being done in a regular manner.

TSRD Orissa Projects (Autonomous)

The journey of Tagore Society for Rural Development dates back to 1969 when Loknayak Jai Prakash Narayan & renowned revolutionary Panalal Dasgupta formed the Society with the objective to promote rural reconstruction and development. In the year 1979 the Society extended its activities into tribal areas of South Orissa with an Advisory Committee of TSRD Orissa Chapter consisting of distinguished freedom fighters and personalities. A State Liaison Office was set up at Bhubaneswar to monitor, supervise & coordinate the activities of the Society.

With growth and diversification of activities, the Management of the Society desired that the State Units should become autonomous and independent. And Tagore Society for Rural Development, Orissa Projects was formed and registered under Societies Registration Act XXI of 1860 as an autonomous and independent entity on 1st November, 2004 at Bhubaneswar with Sri Pyarimohan Mohapatra as Chairman and Late Parbati Prasad Mohapatra as Secretary.

The Programmes:

Tagore Society for Rural Development, Orissa Projects undertook various activities to fulfill its objective of making the people & communities in the project areas self reliant & self respectful during the year under report.

1. Education Complex:

The residential Education complex, Markelguda had 199 ST girls during the year with 6 numbers of teaching and 5 numbers of non teaching staff. Though there is provision of Government grant for students from 1st to 5th standard, the Society did not receive any grant in aid during 2012-13 and during 2013-14. All the expenses of Markelguda Education Complex coming to around Rs.56,00,000/- including repairs and renovation has been met by the Society out of its own funds. The students of class 6th and 7th have received stipends from ST & SC Development Department through BDO, Korukonda.

Apart from studies, students of the Education Complex are taking part in various co-curricular activities at the Block & District level. After completion of class 7th, 14 students from the education complex have taken admission in nearby high school for higher education. Under Cultural events the students participated in District Level Rainbow Programme and achieved 3rd position. They also participated in the state level Rainbow programme. In the district level Essay Writing competition the students of the school acquired 1st, 2nd and 3rd position.

The District administration of Malkangiri pressed the Society to demolish two structures of residential accommodation for students & teachers as well as one old office building of the Education complex in view of safety of the inmates. The Society has undertaken construction of two big residential blocks of 60ft x 20ft and 20ft x 20ft for the inmates which will be completed shortly. We have undertaken construction of six units of toilets and bathrooms with provision of water supply from our own funds.

2. AROGYA PLUS (Health Programme) under NHM:

In the absence of support from National Health Mission the Society has to discontinue the two sub centers in the GPs of Badadurral and Madkapadar of Khairput Block during 2014-15. However, the programme has been renewed from April 2015.

3. Revisitation of Rainfed Agriculture:

With support from HIVOS, Netherland in collaboration with PARIVARTAN and District administration, the Society is implementing RRA programme in two blocks of Korkunda and Padia covering 6 GPs and 62 villages.

The programmes include SRI method of paddy cultivation, water and soil management, fishery, livestock, seed supply, millets and institutional capacity building programme. Under fishery 31 producer groups covering 317 members have taken up pisciculture. Three numbers of Community Resource Persons (CRP) have undergone fishery training at CIFA, Bhubaneswar. Four training programmes were organized for the beneficiary farmers. From fishery the groups received 9927 qtl. of fish which fetched them Rs.10,91,970/-.

Under SRI method of cultivation 50 households from 7 villages have taken up rice cultivation in 50 ha of land. Three numbers of demonstration training programmes were organized. ITDA has provided agricultural instruments to the farmers and agriculture department provided incentive of Rs.1200/- each to the farmers. The net produce was around 18 qtls. per acre in comparison to the earlier produce of 4-5 qtls. per acre from traditional practice. Water security plan has been completed in Orkelguda village of Matapakka GP. Three training programmes have been organized at Chiddipalli, Tumsapally and Orkelguda on promotion of green manure, liquid manure, glaiseria and compost pit benefitting 113 farmers (M-78, F-35). Livestock vaccination has been completed in 3 GPs by livestock inspectors and para-veterinarians covering 6000 animals. One seed bank has been developed and 6.50 qtls. of different paddy seeds have been stored in Orkelguda seed bank during Kharif season along with 50Kgs of raggi seed which was distributed among 80 farmers subsequently. The seed bank programme is running smoothly through regular monitoring and supervision by two SHGs.

4. Azim Premji Philanthropic Initiative (PPI):

Azim Premji Philanthropic Initiative through PARIVARTAN supported TSRD, Malkangiri unit to take collection of management of non timber forest produce along with value addition. The programme has been introduced from December 2014 in selected villages of Korukonda and Poida blocks.

5. Orissa Development Action Forum (ODAF)Programme:

Empowerment

Educational Assistance- During the period under report TSRD assisted altogether 178 students (Boys-80 and Girls 98) for higher studies covering admission into high schools and colleges with provision of reading and writing materials. This promoted continuance of higher studies by 178 students and created hope among marginalized students for higher education in future.

Support to PRIs- During the reporting period, 99 PRIs and potential leaders (male-50, female-49) underwent PRI training covering modules and subjects on Panchayati Raj Structure, Role of leaders in Self governance, Model Panchayat Concept and implementation of different social & developmental schemes in convergence with different line departments at block and district level. The programme enabled & empowered the PRIs in better self governance and promotion of the interest of the general public in the area.

Support to OAAA- During the period under report OAAA Training was organized benefiting 109 participants (Male-59 Female-50). The participants were oriented on different issues like PRI, PDS, GKS etc. They have been successful in regularizing the PDS distribution, running of AWC, provision of MDM in school, functioning of GKS, implementation of MGNREGA with job for job card holders and other social issues.

CBP (Staff Level) During the year one central level CBP was organized at CYSD,Bhubaneswar from 9.6.2014 to 11.6.2014. 18 nos staff (Male-13 Female -5) participated in the programme. Lectures were delivered on OIO, FRA, CFR, Record keeping, Basics of computer, SOP, Accounting, Leadership & Motivation, Sustainable Livelihood, Gender justice, Natural resource management.

Secured Sustainable Livelihood (SSL)

Land development- During the period, 15 acres of unutilised waste land has been developed through village committee of Sapan colony, Malkangiri benefitting 9 ST families who have utilised the said land for paddy cultivation.

Agricultural training/ Input support - 3 Sustainable Agricultural Training programmes for improvement of knowledge of farmers in paddy cultivation through line sowing were organised. Altogether 169 farmers from the three project areas of Malkangiri, Phiringia & Hindol participated in the training which included 132 male and 37 female members. 249 adivasi families from 22 Villages were supported with paddy seed for line sowing purpose.

Community Health

U/5 care- Growth of 64 malnourished children (G-36 B-28) was monitored by taking weight and height and health checkup of children regularly along with supply of additional nutritious food. For availing ICDS facilities kitchen garden programme and convergence with Anganwadi centre was undertaken.

Mobile Health Camp- 13 mobile health camps were organized in 13 villages in the operational area of the Society. 537 patients (male-283 female-254) were treated for Anaemia, Malaria, Scabies and worm infection. Medicines were distributed free of cost to the patients.

Support to VND Trg.- 3 nos of VND training were organized for Village Native Doctors. The trainees included 27 potential VNDs (M-23 & F-4).

Advocacy

Networking - Local level network meetings were organized in project areas. 134 participants from OAAA network participated in the meetings (male -62 & female-72). The main issues discussed covered topics like MGNREGA, GKS, PDS, Land Patta, FRA and RTE etc. GKS, ICDS, MGNREGA. PDS system is running smoothly in the project areas due to vigilance of the OAAA network.

The Malkangiri unit was successful in strengthening a seed bank at Mattapakka village under ODAF Programme. The Koya tribals leaving in the village were poor and dependent on rain water for their cultivation. They used to have only one crop in the year by using traditional paddy seeds. With the initiative of ODAF programme of Malkangiri unit one seed bank was established. TSRD supplied certified seeds to the farmers. After harvesting the OAAA unit of the village collected 4.5qtl of seven variety of paddy seeds which continues under the management of OAAA. With utilisation of compost from their fields and line sowing they are getting 5 to 10 qtls. of paddy per acre.

The ODAF Phase – IV programme with six months extension ended on 30th September, 2014. BfdW, Germany agreed to support ODAF programme for one more year only in Phase-V from 1st October, 2014 to 30th September, 2015.

Protection of forests under CFR, allocation of homestead and cultivable land to homestead less and land less tribals and dalits has become the major focus in 12 revenue villages of Phiringia region.

Village Committee meetings have been organised in the 10 identified villages for enlistment of 100 beneficiaries who will have the benefit of low cost wood stoves which will demonstrate the effect of less firewood consumption as well as negligible smoke reducing carbon emission.

TSRD has identified 300 farmers for undertaking SRI and line sowing method of paddy cultivation in the ensuing kharif season under sustainable development.

Two training cum orientation programmes were organized with 33 and 34 participants on 22nd and 25th March at Khandatiri and Bhrungijodi respectively on climate change at global, national, regional and local level.

Two workshops of POs, WOs, & CBO on 25th and 26th March at Khandatiri in Hindol block were organized. 62 Participants from project villages of Bampa panchayat in Hindol block participated in the two days workshop at Khandatiri and discussed about various issues affecting the adivasis and dalits like MGNREGA, PDS, RTE, RTI, GKS, AWC various pension schemes, NTFP, land allocation etc.

6. Orissa Tribal Empowerment Livelihood Programme (OTELP):

OTELP was launched with the goal of empowering the tribal people in the State and to enable them to enhance their food security, income and improve their access to natural resource management through use of the same for their sustainable development.

Tagore Society for Rural Development, Orissa Projects has completed 7 years of its association, commitment and intensive work in the project area of Nandapur & Semiliguda in Koraput district as an FNGO with full support and assistance from OTELP, Koraput and the Project Support Unit (PSU) at State level. It has also undertaken implementation of 2 OTELP Plus Projects for last 3 years in Nandapur-Pottangi of Koraput district and in Korukonda block of Malkangiri district.

Tagore Society for Rural Development

14, Khudiram Bose Road, Kolkata-700006

List of Members of the Board of Management for the year 2013-2014

Sl. No.	Name & Address	Name of father/ Husband	Nationality	Occupation	Office held in the Society
1	Sri Debabrata Bandopadhyay GD-89, Sector -III Salt Lake City Kolkata - 700 106	Late Debendra Nath Bandopadhyay	Indian	IAS (Retired) M.P.	Chairman
2	Sri Tushar Kanjilal P.O.& Vill. Rangabelia Dist.24Pgs. (S)	Late Dwigendralal Kanjilal	Do	Social Worker	Secretary
3	Sri Bilwa Gopal Chatterjee 14.Khudiram Bose Road Kolkata - 700 006	Late Banwarilal Chatterjee	Do	Social Worker	Joint Secretary
4	Sri Anand Agarwal, ABC India Ltd. 40/8, Ballygunge Circular Road, Kolkata - 700 019	Late P. D. Agarwal	Do	Businessman / Social Worker	Treasurer
5	Sri Ashok Ghosh, Secretary, SEVA,3C,Milan Apartment 52,Vidyayatan Sarani, Kolkata-700035	Late Surenda Nath Ghosh	Do	Social Worker	Member
6	Mr Pyarimohon Mohapatra, Orissa Project , TSRD, 2115/20, Rameswarpatana, Bhubaneswar-751002, Orissa	Late Kali Prasad Mahapatra	Do	IAS ,(Retired) M.P.	Member
7	General Sankar Roy Choudhuri FE - 238,Sector -III, Salt Lake City Kolkata- 700 091	Late Sunil Ch. Roy Choudhuri	Do	Former Chief of IndianArmy	Member
8	Smt. Pratima Mishra. P.O./Vill. Rangabelia, Dist.24Pgs(S)	Sri Gonesh Mishra	Do	Social Worker	Member
9	Smt.Tania Das, 29,Shankharitala Street, Kolkata - 14	Sri Somnath Das	Do	Social Worker	Assistant Secretary
10	Sri Nandalal Bakshi Patamda Project, TSRD, Vill. -Macha,P.O. Birra, Dist.East Singbhum, Jharkhand -832105	Late Shyamsundar Bakshi	Do	Social Worker	Member
11	Sri Bhismanath Mahato Patamda Project, TSRD, Vill. -Macha, P.O. Birra, East Singbhum, Jharkhand -832105	Late Vinod Mahato	Do	Social Worker	Member
12	Dr. (Mrs.) Arati Basu Sengupta 86/B, Monohar Pukur Road Kolkata - 700 029	Prof. Sujoy Basu	Do	Medical Practitioner	Member
13	Shri Shibesh Kumar Bakshi, Maheshpur Project, TSRD, P.O.Maheshpur Raj, Dist. Pakur, Jharkhand-816 106	Late Kaliprasanna Bakshi	Do	Social Worker	Member
14	Shri Dilip Kumar Ghosh, Tapan Project-TSRD, Vill./P.O. Balapur, Dakshin Dinajpur-733 127	Shri Mahabir Ghosh	Do	Social Worker	Member

A. KAYES & Co.
Chartered Accountants
231 Kamalaya Centre
156A, Lenin Sarani
Kolkata - 700 013
Phone No.2515-5224 / 7252

TAGORE SOCIETY FOR RURAL DEVELOPMENT
14, Khudiram Bose Road, Kolkata - 06

Account - Head Office, Kolkata - 6, Bolpur Project Farm, Bolpur Block Project - Birbhum, Rajnagar khayrasol Project - Birbhum, Rangabalia Project - South 24 Parganas, Tapan Project- Dhaksin Dinajpur, Maheshpur Project - Jharkhand, Patamda Project - Jharkhand, Sagar Project - South 24 Parganas, Hingalunge Project, North 24 Parganas
Consolidated Receipts & Payments Account for the Year ended 31st March ' 2015

RECEIPTS				PAYMENTS			
To Opening Balance :-				By Foreign Fund Expenditure -			
Cash in hand	S-1	463,989.18		Interest on corpus Fund - ICCO & BFW	S-20		
Cash at Bank	S-2	48,692,810.18		" Awareness programme Expenses		477,136.00	
Advance for sites Expenses	S-3	1,374,163.95		Agriculture/IGP -NETZ, KKS & Others			
Investment with Bank & Others	S-4	172,358,085.62	222,889,048.93	Programme Expenses	S-21	30,559,878.00	
* Tax Deducted at Source (TDS)	S-5		67,479.64	" Rural Development -Opec & Others			
" Temporary Deposit with Society	S-6			Programme Expenses	S-22	1,038,263.00	
Small Savings Programme		10,055,698.01		" Health Programme			
Staff Welfare Fund		3,488,409.29		Programme Expenses	S-23	3,032,196.00	
Health Programme A/C		16,265.87	13,538,373.17	Capital Expenditure-Programme		19,600.00	3,051,796.00
" Fund Received During the year				" Environmental Programme -Fellissimo fund	S-24		
" Foreign Contribution	S-7			(Greening & Mango Palination Programme)			
Project Grants		34,214,615.24		Programme Expenses -Greening programme		7,237,222.64	
F.C.General		908,397.00		Fund transfer & Expenses TSRD Orissa & SEVA -Greening Programme		789,060.00	8,028,282.64
Interest on Investment & Corpus Fund		8,451,425.00		" Programme Administrative Exp.-Interest	S-25		
Interest on SB A/C		228,561.00		on corpus Fund -Rangabalia Project			
Interest on TDS		38,701.00	43,837,699.24	Salary & allowance - to Staff		2,922,394.00	
" Government Contribution	S-8			Ex-gratia		259,000.00	
Government Grants		22,789,724.00		Travel		81,326.00	
Interest on SB A/c.		261,100.64	23,050,824.64	Others expenses		507,993.90	3,780,713.90
Other grants - Donation A/c	S-9	4,626,607.78		" Administrative Expenses -			
Interest on SB A/c.		25,901.00	4,652,408.78	" Interest on Investment -Head office	S-26		
" Local Funds				Salary & allowance - Board Member		171,980.00	
Receipts from Project Operation	S-10	19,556,194.41		Salary & allowance - Others		215,262.00	
Development & others receipts	S-11	11,932,245.76		Travel		23,517.00	
Interest on investment A/c.	S-12	529,701.00		Others expenses		498,899.00	
Interest on SB A/c.				Capital Expenditure		21,302.00	928,960.00
Interest on TDS	S-13	27,784.00	32,045,925.17	F.C.General - Other Expenses	S-27	2,488.00	47,865,517.54
* Tax deducted at Sources - Refund	S-14	458,653.00		" Government Fund Expenses A/C			
* Assistance refund from farmers & Others	S-15	4,097,352.00		Agriculture/IGP	S-28	9,285,531.17	
* Loan refund from staff & others	S-16	186,850.00	4,742,855.00	Education programme	S-29	7,334,840.00	
" Temporary Deposit A/C				Training Programme	S-30	3,329,074.00	
Small Savings Programme	S-17	2,043,637.78		Other Govt. fund exp.	S-31	5,969,981.50	25,919,426.67
Staff welfare Fund	S-18	644,069.00	2,687,706.78	" Other fund/Grant/Donation exp.	S-32		
Liabilities	S-19		1,021,225.00	Programme expenses		3,886,015.00	29,905,441.67
C/O			348,533,546.35	C/O			77,770,959.21

B/F

348,533,546.35

P-2

B/F

77,770,959.21

*** Local fund expenses**

Project operation & Development Expenses	S-33	21,171,993.30		
Capital Expenditure- Programme		98,133.00	21,270,126.30	
* Programme Administrative Expenses	S-34			
Salary & Allowance		857,175.00		
Travel		111,002.00		
Other expenses		2,574,022.12	3,542,199.12	
* Administrative Expenses -	S-35			
Travel		1,901.00		
Other Expenses		211,297.00	213,198.00	25,025,523.42
* Assistance to farmers & other paid	S-36	3,506,220.00		
Loan to staff & others	S-37	145,800.00	3,652,020.00	
* Unspent Balance refund to Govt others	S-38		884,894.00	4,536,914.00
* Tax deducted at sources	S-39			1,219,291.00
* Temporary Deposit Refund				
Small Savings programme	S-40		1,861,304.00	
Staff welfare fund	S-41		429,870.00	2,291,174.00
Liabilities	S-42			482,498.00
* Closing Balance				
Cash in hand	S-1	393,089.13		
Cash at Bank	S-2	33,092,210.57		
Advance for sites Expenses	S-3	1,688,566.20		
Investment with Bank & Others	S-4	189,173,431.23	224,347,297.13	
TDS	S-5		67,479.64	224,414,776.77
* Temporary deposit with Society A/c				
Small Savings programme	S-6		9,103,319.79	
Staff Welfare fund	S-6		3,672,824.29	
Health programme	S-6		16,265.87	12,792,409.95

Rs. 348,533,546.35Rs. 348,533,546.35

Dated : 24.09.2015

In terms of our report of even date.
For A. Kayes & Co.
Chartered Accountants
Firm Registration No - 311149E

(CA - A. Kayes)
Partner
Membership No. 50363

Secretary

photo gallery



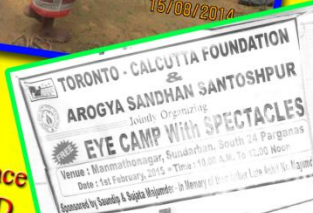
Improved agricultural paddy at Patamda



Learners at education centre at Rajnagar



Observation of Independence Day at Area Office of TSRD, Rajnagar Khayrasol Unit



Eye Operation Camp at Manmathonagar at Rangabelia

photo gallery



Childline Dosti Week
inauguration by MOIC at
Maheshpur, Pakur



Flood Centre at
Rangabelia Funded by
KKS & BMZ Germany



Brick Road, Sagar
Project, supported by
ICZMP - World
Bank



Tomato Value Chain programme in
Patamda, supported by ICCO,
Netherlands

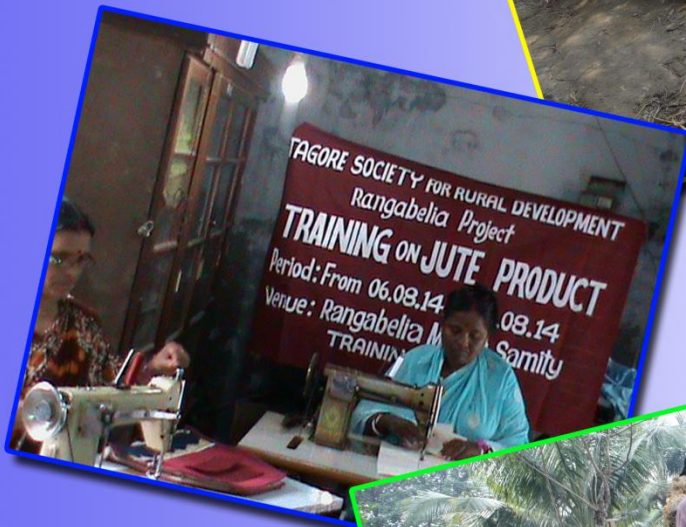
photo gallery



Sensitisation to village women
regarding toll free number 1098
under childline programme at
Maheshpur



EPA Tube well with raising
Platform at Istananda SHG
Dhablat 2, Sagar



Training on Jute Products
at Rangabelia Mahila
Samity



Rickshaw van supported by
KKS & BMZ at Rangabelia

photo gallery



Out-door training of
ICDS helpers at Tapan
Project, supported by
GoI



Awareness camp under
childline programme at
Maheshpur supported by
GoI



Excavation of tank
at Patamda



Distribution of goats (Black Bengal)
to the Paharia communities at
Litipara Block of Maheshpur, Pakur

Tagore Society for Rural Development



Name & Address of the Project	Phone No.
West Bengal	
Tagore Society for Rural Development , Rangabelia Project P.O. & Vill Rangabelia, via.Gosaba, Dist. 24 Parganas (S), Pin – 743 307	Office: 03218-236531/214323
Tagore Society for Rural Development , Sagar Project P.O. Kamalpur, Dist. 24 Parganas (S) Pin – 743 373	Office: 03210-222323
Tagore Society for Rural Development , Hingalgunj Project Pathar Dabi, P.O. Hingalgunj, Dist. 24 Parganas (N)	Office: 03217-322763
Tagore Society for Rural Development , Bolpur Project, Santiniketan Road, P.O. Bolpur, Dist. Birbhum. Pin – 731 204	Office: 03463-252257
Tagore Society for Rural Development , Rajnagar-Khairasol Project Vill. Abadnagar, P.O. Muktipur, Dist. Birbhum Pin – 731 130	Office: 03462-202340
Tagore Society for Rural Development , Tapan Project, P.O. Balapur, Dist. Dakshin Dinajpur, Pin 733 127	Office: 03522-263278
Jharkhand	
Tagore Society for Rural Development , Maheshpur Project, P.O. Maheshpur Raj, Dist. Pakur, Jharkhand Pin – 816 106	Office: 06423 228046
Tagore Society for Rural Development, Patamda Project Vill. Macha P.O. Birra, Dist. East Singhbhum, Jharkhand Pin – 832 105	Office: 0657-2755426

- **Registered Office:**
14 Khudiram Bose Road, Kolkata-700006, Phone No. 2555-9668
- **Administrative Office:**
46B Arabinda Sarani, Kolkata-700005, Phone No.2555-2433,
2543 0678, Fax 2555-4391
- **email:** tagoresociety1@gmail.com
www.tsrd.org